



VOLUNTARY LOCAL REVIEW 2022

Localization of the 2030 Agenda for Sustainable
Development in Buenos Aires City



Buenos Aires Ciudad



Chief of Government

Horacio Rodríguez Larreta

Secretary General and International Relations

Fernando Straface

Undersecretary of Open Government and Accountability

Ignacio Cámara Allabay

Undersecretary of International and Institutional Relations

Francisco Resnicoff

Produced by

Mariana Cammisa

Miguel Gómez Goldín

Macarena Quirno Costa

Marcos Szanc

Bernando Zamichiei

Design by

Eliana Czerwiak

Contact

www.buenosaires.gob.ar/ods

secretariageneral@buenosaires.gob.ar

Edition

July 2022

1- Foreword	04
2- Buenos Aires City Profile	08
3- Introduction	11
4- Localization of the 2030 Agenda for Sustainable Development in Buenos Aires City	14
5- Buenos Aires' Contributions to the 2030 Agenda	17
a- SDG 4: Quality education	19
b- SDG 5: Gender equality	25
c- SDG 15: Life on land	31
d- SDG 16: Peace, justice and strong Institutions	36
e- SDG 17: Partnership for the goals	43
6- Conclusions	49
7- Annex	51



1

FOREWORD





Horacio Rodríguez Larreta

Chief of Government of Buenos Aires City

After two years of a pandemic in which we have faced unprecedented challenges, today we continue **making progress on long-term goals to build the City we want**. Local governments have embarked on the path of recovery and in Buenos Aires, we have a plan in place to continue improving the quality of life of the people who live in and visit the City every day.

The pandemic accelerated many of the urban trends that were already underway and on which we had been working for years in the City: the **digitization** of procedures, the promotion of the use and enjoyment of **public spaces**, the **new ways of moving** around the City through the bike lane network and a **comprehensive approach to people's well-being**. These are some of the pillars of our government plan, to which are added our great priorities: **education, labor and security**.

Starting these transformations almost a decade ago allowed us to be better prepared and quickly adapt to the pandemic challenges. In this regard, our **management model** played a fundamental role: during the pandemic we continued with our method, **governing with a plan with measurable goals and open to citizens, being accountable and deepening our trust with citizens**.

Today, our task is to continue looking to the future and the **United Nations Sustainable Development Goals** are a fundamental guide in our government plan. Our priority is to continue transforming the City to build the Buenos Aires that we all dream of. A **safer** City, where **education is provided for current and future jobs** and where we encourage **job creation**; a City with **better infrastructure and public and green spaces** for the enjoyment of citizens; a **more diverse City with opportunities** for everyone to develop their life project.

Hence why, for the fourth consecutive year, we **report our progress on the 2030 Agenda in Buenos Aires**, with the conviction that we have to develop cities on a human scale, increasingly resilient, inclusive and sustainable, in which the comprehensive well-being of citizenship is the priority.

Making our vision a reality requires, in addition to planning and a method, teamwork, both within the government and cooperating with **local and international actors** to adapt to this challenging context and be able to make great transformations a reality.

We are proud to present our **fourth Voluntary Local Review** at the United Nations High-Level Political Forum, a space that allows us to continue learning first-hand how other cities around the world are working on the agenda for the future.

The cities are called to be at the frontline of this new stage, we are the ones who are closer to the problems and who can offer the best solutions. Therefore, from Buenos Aires, we will continue working to achieve sustainable and equitable development leaving no one behind.



Fernando Straface

Secretary-General and International Relations of Buenos Aires City

The Sustainable Development Goals (SDGs) are a guide for global cities in the challenges that the post-pandemic opens. Local governments around the world have the task of **building a better future** for citizens after two very difficult years, and the most successful way to do it is by working together on a **shared vision** such as the one offered by the **SDGs**.

This is of vital importance in a context like this one, in which **cities are called to be at the frontline**. The closeness to citizens' problems and the innovative look we have to adapt to new contexts make us the **main promoters of development and economic growth agendas at a global level**.

However, we know that in the public sector we do not have all the answers and that is why cooperation between governments, at the federal and international levels, is a fundamental element when it comes to public administration. This is one of the great lessons that the pandemic left us: the **multilateral and cooperation logic is essential to agree on common goals in the face of great global challenges** -whether they are the health crisis, the fight against climate change, large population mobilizations as a result of humanitarian crises or the digitalization of work- and **that require coordinated local action**.

Although "city diplomacy" is not new, we find ourselves in a uniquely global context for **local governments, the private sector, international organizations and citizens** as a whole to **unite our efforts** to make cities around the world more livable and sustainable.

Therefore, we are proud that Buenos Aires will host the next **C40 World Mayors Summit**. Mayors, Global leaders, philanthropists, activists, businesses and experts from around the world will come together to address one of the greatest urgencies of our times, climate change. Thus, we will take new steps on the path toward zero net emissions and healthier, more equitable, resilient and sustainable urban centers.

Buenos Aires' commitment to global development agendas is not new. **We have been working on the localization of the 2030 Agenda since 2016**, and its goals provide the appropriate framework to promote the great transformations that we have been carrying out in the City. Our goal is to continue making Buenos Aires a resilient, inclusive and sustainable city; a city on a human scale, which puts at the center the quality of life of each person, their comprehensive well-being and equal opportunities.

Furthermore, **permanent accountability** plays a fundamental role in our way of governing, it is in the DNA of our administration. Hence, this is the **fourth Voluntary Local Review** that we present to the United Nations, openly showing how we are advancing in the City towards sustainable development.

We are convinced that the only way to achieve the Buenos Aires we want to live in, is by working together in a global community that is prepared to give effective and precise answers to each of the challenges that we promised to solve.



Claudia Mojica

United Nations Resident
Coordinator in Argentina

The 2030 Agenda and the Sustainable Development Goals (SDGs) are born from a collective and participatory construction process, which involved governments and citizens of all UN members. In each of these debates, in the most diverse places on the planet, one slogan was clear: **local governments, and cities, in particular, would be called upon to play a key role in sustainable development.**

In the world, **more than 50% of the population lives in urban areas.** By 2045, the global urban population will increase by 1.5 times to 6 billion people. The figures in Argentina are close to the global ones: 8 large urban agglomerations concentrate almost 48% of the country's total population.¹ With these data, it is not surprising that a good part of economic, social and environmental development challenges are defined locally.

At the citizen, local and territorial levels, well-designed and implemented development policies achieve a more direct impact on the population. In cities and towns, citizens exert greater pressure and incidence on the authorities and, at the same time, their civic and political representation is more direct. It is at this level that mechanisms for **more immediate citizen participation in public administration can be carried out** -including essential aspects such as gender equity, the inclusion of the most unprotected groups, the environmental dimension-, and the authorities perceive, more forcefully, the demands for transparent accountability.

The link between **Agenda 2030 and cities** can be understood as one of reciprocal interest. On the one hand, the Agenda recognizes the importance of the city for the SDGs to be achieved. At the same time, cities have in the 2030 Agenda a tool for planning and public administration. In addition to providing a worldview aligned with universal values, the Agenda offers cities the possibility of incorporating the dimension of the SDGs into state budgeting, resource allocation, prioritization and decision-making.

The 2030 Agenda localization and the SDGs require training and the adoption of new instruments. It may require a new way of thinking about politics, and another way of approaching public management. **This local and voluntary review** is part of this framework, as it **offers a method of accountability and openness of relevant information to citizens.**

The global crisis unleashed by the COVID-19 pandemic has forced us to reassess certainties and reformulate questions. Now that the course of recovery is underway, **from the United Nations we reclaim the value of the Agenda and the SDGs as a roadmap.**

We congratulate the Buenos Aires City Government for once again demonstrating, with this report, its clear commitment to the 2030 Agenda and its important achievements on the challenging path towards sustainable development that leaves no one behind.

¹ Source: **World Bank.**

2

BUENOS AIRES CITY PROFILE



Buenos Aires City, the capital of the Republic of Argentina, is home to more than **3,000,000 inhabitants and receives 3,000,000 more people every day**. Along with the Metropolitan Area of Buenos Aires, it is the most populated urban area, housing almost 40% of the population. In turn, it concentrates almost half of the economic activity of Argentina.

The identity of the **"City of all Argentines"** is nourished by its cultural diversity and the different influences of its inhabitants. On average, 37% of those who live in Buenos Aires were born outside the city.

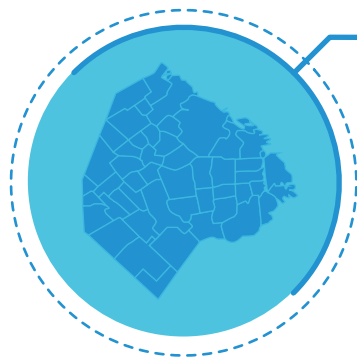
In addition, for the eighth time in the last nine years, Buenos Aires was chosen by The Economist as the best city to live in Latin America for its high quality of life, its varied cultural offer, its educational quality, being an open, diverse and sustainable city as well as for the talent of its inhabitants, its greatest asset.

The City is also at the **front run of climate action and green cooperation** at the national, regional, and global levels. This agenda is at the center of the government's priorities, since it contributes to the quality of life of residents, making Buenos Aires an increasingly resilient and inclusive city.

Since 1994, Buenos Aires is an autonomous city and is organized under three powers: Executive, Legislative and Judicial. Also, it has its own police force and is decentralized in 15 communes. **Horacio Rodríguez Larreta** is the current Chief of Government of the City and is serving his second term until 2023.



Buenos Aires in numbers



TERRITORY

204 km²

48 neighborhoods

POLITICAL AND ADMINISTRATIVE STRUCTURE

Autonomous city (1994)

15 municipal urban divisions
("comunas")



DEMOGRAPHY

+3 million inhabitants

113 women per **100** men

Average age: **39** y/o

37% de migrants



PUBLIC AND GREEN SPACES

2,063 ha. of public and green spaces

385 protected areas

2 ecological reserves

1 Ecopark



CLIMATE ACTION

11.743.110 tCO₂eq/year

49% of citizens recycle

Green garbage containers at **150m** from every household



MOVILIDAD

1st shared street in Libertador Ave.

8 Metrobus corridors

277 km of bike lanes



EDUCATION

98% of school enrollment

25.500 young people trained in jobs of the future

6.800 young people with educational practices

81% of schools with Secondary of the Future



HEALTH AND WELL-BEING

Electronic Health Record

1 Health Center **15** minutes away from each home

Digital integration of **111.904**

elderly people




DIGITAL AND AGILE STATE

+26 million conversations in BOTI

74% of digitalized procedures

12 apps



3

INTRODUCTION



TRANSFORMING BUENOS AIRES INTO A RESILIENT, INCLUSIVE AND SUSTAINABLE CITY

In 2015, the 193 Member States of the United Nations adopted the **2030 Agenda for Sustainable Development** to protect the planet and improve the lives of current and future generations, leaving no one behind. From the start, it was clear that, due to its proximity to the problems of citizens, **local governments' action would be key** in meeting the Global Goals.

With less than ten years to achieve the Sustainable Development Goals (SDGs) and in the current context of post-pandemic reconstruction, local transformations to face the great global challenges cannot wait.

For this reason, for more than a decade **we have been transforming Buenos Aires into a resilient, inclusive, and sustainable city, based on a plan to continue improving the quality of life for all.**

We continue advancing with **digitization**, working on citizen services, always with the aim of being closer to residents, simplifying procedures, and reducing management times. In the first half of 2022 alone, **Boti**, our chatbot, **had more than 26,000,000 unique queries.**

Added to these transformations is a plan to **modernize, streamline and make more efficient** the way in which citizens and the private sector interact with the State, with safer transactions and generating productive work.

In Buenos Aires we transformed **education**, building new schools and improving infrastructure, adding school days, incorporating programming and robotics, and educational practices in work environments so that all children can grow and progress.

In Buenos Aires, we transform things that seemed impossible like **education**, building new schools where there were none, adding days of classes, incorporating programming and robotics, and educational practices in work environments so that **all children can develop and progress.**

We transformed the **health system**, strengthening the care system with a **health center 15 minutes away of every household** by public transport, assigning family doctors for each family, incorporating Electronic Medical Records in all public health centers, readapting the City to face the pandemic, with tests and vaccines against COVID-19, and streamlining appointments and online results to simplify the lives of residents.

We transformed **public security**, adding more police officers and doubling their training, building new police stations, incorporating more technology through video surveillance cameras, and adding more communication channels between the State and citizens. Hence why we achieved **the lowest crime rates in the last 27 years.**

In the City, we also transformed **mobility** so that everyone -residents and the millions of people who visit the City every day- can get where they want to go more quickly, comfortably, and safely. In recent years, we have built more than 277 kilometers of bike lanes and since 2009, with our policies to promote the use of bicycles, **trips have increased by 2,500%.** 10.2% of all trips in the City are made by bicycle.

We transformed **public spaces**, adding more squares and parks and incorporating new cultural offers for enjoyment and comprehensive well-being because culture is a bridge

that unites and connects us as a community. In the last two years, **we intervened more than 100 new pedestrian streets** to promote local businesses, and commercial and gastronomic activities and facilitate outdoor recreation. In addition, the public and green spaces of the City contribute to mitigating climate change and have a wide range of activities for all ages that help residents maintain a healthy life and enjoy green surroundings.

Buenos Aires transformed and promoted the **social and urban integration of eight popular neighborhoods**: all people must have equal opportunities. For this reason, our integration policies involve the improvement and construction of housing and infrastructure, the economic development of neighborhoods and the social and popular economy, the promotion of employment, the relocation and construction of educational and health centers, the value and construction of public spaces, and the development of infrastructure for mobility and connection with the rest of the city.

The 2030 Agenda is a master plan that guides the transformation of Buenos Aires City to improve the quality of life of those who live and travel through Buenos Aires. Therefore, for the fourth consecutive year, we present our **Voluntary Local Review (VLR) to account for our progress on the SDGs**.

The following report summarizes our contributions to the Global Goals prioritized by the **High-Level Political Forum on Sustainable Development** in 2022, under the theme "Building back better after coronavirus disease (COVID-19) and advancing in the full implementation of the 2030 Agenda for Sustainable Development".

SDG 04 | Quality Education

We are a city in which education is a priority, where we educate and train children with the skills that current and future jobs require. We improve infrastructure, modernize content, incorporate technology and promote teacher training.

SDG 05 | Gender Equality

Equality between women, men, and diversities is the cornerstone for building an equal, open, plural, and diverse city. We work to achieve equal opportunities and rights and promote the role of women as the engine of sustainable development.

SDG 15 | Life of land

We look after our green spaces and their irreplaceable benefits. For this reason, the City's land use planning considers the protection of the different green areas according to their characteristics and a master plan for trees.

SDG 16 | Peace, justice and strong institutions

The City has a management model based on planning, evidence, co-creation and permanent accountability.

SDG 17 | Partnerships for the Goals

We coordinate with international organizations, city networks, civil society organizations, and other cities to construct a comprehensive and multilateral approach to the SDGs.

4

LOCALIZATION OF THE 2030 AGENDA FOR SUSTAINABLE DEVELOPMENT IN BUENOS AIRES CITY



In 2016, we committed to localizing the **2030 Agenda for Sustainable Development**. The first step to start working with the SDGs in Buenos Aires City consisted in the institutionalization of the 2030 Agenda, through the signing of a **Cooperation Agreement with the National Council for the Coordination of Social Policies (CNCPS)**. The agreement was signed on August 9, 2016, during the visit of the then Secretary-General of the United Nations, Ban Ki-moon.

The SDGs localization in the City is comprised of three fundamental pillars: **adaptation, strategic partnerships and awareness-raising**.

The **adaptation** corresponds to the **process of aligning and prioritizing the Global Objectives to the local reality**. This process, in its beginnings, implied the government plan analysis and the coordination and joint work with each government department to prioritize the goals and define the follow-up indicators. Of the 17 Sustainable Development Goals, we prioritized **16 SDGs, 61 of their targets and 235 indicators** for monitoring -currently under review due to the COVID-19 pandemic-.

To learn more about the methodology carried out by Buenos Aires, consult the **2021 Voluntary Local Review**.


The **2022-2023 Government Plan of Buenos Aires, aligned with the 2030 Agenda**, is our blueprint for building the City we want and is made up of 5 axes that encompass our priorities:

EDUCATION AND LABOR



A city where education is a **priority**, where boys and girls are educated and trained with the skills that **current and future jobs** require. A city that supports **entrepreneurs** and **strategic, dynamic and innovative sectors** that promote job creation.

PUBLIC SAFETY



An increasingly **safe city**, with better-trained and well-equipped police, with more technology and closer to citizens. A city where **all people live and feel safe**.

URBAN TRANSFORMATION



A city with **more and better public and green spaces** to promote the enjoyment and **mitigate climate change**. A city with quality infrastructure and services to improve **mobility**, promote **social and urban integration**, and boost the growth of less developed areas.

DIGITAL CITY



A **modern, efficient and agile** government, focused on meeting citizens' needs and speeding up and saving time, through the **digitization and simplification of procedures**, self-sovereign digital identity, and the use of blockchain technology.

COMPREHENSIVE WELL-BEING



A city that promotes **physical health and emotional well-being**, the **use and enjoyment of public space** with cultural, sports and recreational activities. A **leading city in climate action**, so that it is more sustainable every day and with a better life quality for current and future generations.

The **Voluntary Local Reviews (VLR)** are, at the same time, the process and result of the SDGs adaptation in Buenos Aires. They are a tool that allows us to systematize the administration's **strategic priorities** and **permanent accountability**, under a **global language and framework**.

As the Institute for **Global Environmental Strategies (IGES)** states in its **VLR status report**, in 2021 more than 100 local governments presented their local review and **Buenos Aires is among the global pioneer cities** that publish their progress on the Agenda, with the particularity of doing so annually since 2019.

On the other hand, **strategic partnerships** are our second pillar of localization. The exchanges that we generate with other cities, international organizations and city networks are the cornerstone to sharing **experiences, lessons learned and good practices in the face of the great challenges and achieving the SDGs**.

Based on the VLRs and the high commitment of cities around the world to the 2030 Agenda, we formed a **community of practices with shared challenges and ambitions**. Such is the case of **SDG Leadership Cities**, a group of cities at the forefront of the SDGs and promoted by the **Brookings Institution**.

Finally, **awareness-raising** refers to the set of **actions aimed at disseminating the 2030 Agenda in the City**. Its starting point is that the achievement of the SDGs requires the effort of the community as a whole. Among the most outstanding activities that we carry out is **BA Volunteering for the SDGs** of the Secretariat of Communication, Outreach and Citizen Participation and with the support of **UN Argentina**.

Although in 2021 the initiative was limited to volunteer activities, as of 2022 we expanded it to other activities and citizen participation processes, such as ideation tables, to continue disseminating the SDGs and accelerate actions in the Decade of Action.

5

BUENOS AIRES' CONTRIBUTIONS TO THE 2030 AGENDA



4 QUALITY EDUCATION



Ensure inclusive and equitable quality education and promote lifelong learning opportunities for all.

5 GENDER EQUALITY



Achieve gender equality and empower all women and girls.

15 LIFE ON LAND



Protect, restore and promote sustainable use of terrestrial ecosystems, sustainably manage forests, combat desertification, and halt and reverse land degradation and halt biodiversity loss.

16 PEACE, JUSTICE AND STRONG INSTITUTIONS



Promote peaceful and inclusive societies for sustainable development, provide access to justice for all and build effective, accountable and inclusive institutions at all levels.

17 PARTNERSHIPS FOR THE GOALS



Revitalize the global partnership for sustainable development.

4 QUALITY EDUCATION



Ensure inclusive and equitable quality education and promote lifelong learning opportunities for all.





QUALITY EDUCATION

- 4.1 Completion of primary and secondary education
- 4.2 Early childhood care and pre-school education
- 4.3 Technical, vocational and tertiary education
- 4.4 Skills for employment
- 4.5 Elimination of gender disparities
- 4.6 Literacy and numeracy skills in adults
- 4.7 Education for sustainability

Around the world, schools were completely closed for nearly a year due to lockdowns imposed by the COVID-19 pandemic, according to data published by UNICEF. In addition, around **214 million children worldwide (one in seven) have lost more than three-quarters of onsite education.**

One of the strategic axes of the Government Plan of Buenos Aires City is "Education and labor" and proposes **a city where education is a priority, where children are educated and trained with the skills that current and future jobs require.**

Thus, we set out to transform education and established a plan to improve school infrastructure, modernize content, incorporate more technology, add English teaching to the curricula, and promote teacher training.

EDUCATION AS A PRIORITY

In Buenos Aires City, education is a priority. **It is, at the same time, a right and the basic foundation to build a more equitable, healthy, and prosperous society.** It is the main means for personal growth, the development of skills, participation in the community, and the construction of a life project.

Throughout the pandemic, the educational trajectories of boys and girls were seriously affected by lockdowns. Many of the improvements in educational and quality indicators that we had achieved in the last 12 years fell during 2020, mainly as a result of almost a year without onsite classes.

We continue working for an inclusive and quality education, which allows all boys, girls, and young people, wherever they live, to have the same opportunities. **Our commitment is to leave no one behind.** To this end, we use differentiated strategies, according to each student's situation, and to avoid deepening any educational gaps.

So in 2020, we were the **first city in the country to enable onsite reconnection instances** for the boys and girls of the last level of each educational level. And, in 2021, we assumed the **City Commitment** to consolidate the **reconnection and recovery of the learning of the 6,500 children who lost contact with the school during the lockdown.** As of March 2022, we reached 98% of these children.

In 2021, we also implemented the **"School First" Plan** and started classes early, reaffirming our commitment to Education. Thus, the entire City Government put itself at the service

of education to open schools, complying with the health protocols and **adding two additional weeks of classes** to give students more time to learn the contents that they could not reach the previous year.

To create more and better learning instances for all students, we committed to a schedule of **192 school days** for the 2022 School Year, **12 more than the 180 established in the mandatory calendar**. The purpose of this measure is to continue improving the education of the boys and girls of the City and provide them with the necessary tools so that they can build a sustainable future.

Moreover, we have already met our Commitments to implement the **extended school day in 100% of the schools** for all boys and girls between 11 and 14 years of age and to **sustain the trajectory of 9,000 secondary school students**.

EDUCATION FOR CURRENT AND FUTURE JOBS

With the efforts of the educational community, in recent years our Government Plan has been transforming secondary schools to make them **more inclusive, motivate students, provoke them, challenge them, and position them in a leading role**, developing and enhancing their skills for their future jobs.

Along these lines, we have already fulfilled our Commitment of 15,000 young people trained for the jobs of the future -a goal that we exceeded- and we pledge to train 15,000 more. Thus, we have already **trained more than 31,000 young people for the jobs of the future**. And, **6,800 students** in their final year of high school have already completed their **educational practices**, which allows them to graduate by mastering new skills that will help them find a better and faster place both in the world of work and in higher education.

EDUCATIONAL PRACTICES IN WORK ENVIRONMENTS

They are specific and mandatory pedagogical experiences to **bring students in their last year of secondary school closer to the labor world**, culture, and higher education in order to expand their learning and training opportunities.

The practices prepare the students for their **professional profile according to the requirements of the productive sector** and promote their empowerment and development in future work performance.

Currently, almost **500 public and private organizations** are committed to educational training in work environments and **6,800 students have completed their internships**.

Since 2009 we have been implementing **English as a mandatory subject from first grade in City schools**. And since 2022, we have implemented a **bilingual curricular design in 6 public schools**, with the intention of later extending this model to other educational establishments.

On another hand, according to UNESCO, financial education is a fundamental skill to participate in modern society and an essential element for the inclusion of young people. For this reason, starting in 2022, we have incorporated a **financial education**

course into the mandatory curriculum of all schools.

This course includes cross-cutting financial skills -as managing income, savings, investments, and entrepreneurship- and employability skills, such as career guidance, resume writing, and tools for job interviews. The training will be given outside the school in conjunction with leading private companies and organizations.



EDUCATION FOR A MORE SUSTAINABLE CITY

Escuelas Verdes (Green Schools) is a program that promotes sustainable development through education and the environmental management of schools, both state-run and private. It is intended for the entire educational community -supervisors, directors, teachers, non-teaching staff, and students- and it considers **students as potential change agents** capable of taking home the knowledge acquired on environmental care and putting them into practice together with their families, contributing to generating a cultural change.

Thus, we design specific actions for each educational level through the development of content, training and environmental management actions, to use resources efficiently and develop sustainable practices.

There are already **330 recognized green schools**, more than **20,000 teachers and students have been trained in Education for Sustainable Development**, more than **2,200 tons of recyclable material have been recovered**, **716 schools have gardens**, **80 schools have automatic power cut-off systems** and measures for rational use and **80 have renewable energy projects**.

GLOBAL CITIZENSHIP

The program encourages teachers and students to become producers of knowledge and play a key role in **collaborative and transformative learning processes**, as well as reflect on the **construction of a fairer, more equitable, and sustainable future**.

Global Citizenship is enhanced by the use of **digital technologies** and includes an interactive and collaborative digital platform for teachers and students of public and private primary schools in the City. The platform offers a learning gamification environment, interactive and participatory proposals and mission-based projects to raise awareness and mobilize around the SDGs.

The following is a selection of the indicators defined for monitoring SDG 4. The full list is provided in the Annex to this document.

Some indicators do not present 2020 values due to compliance with national and jurisdictional regulations for Promotion and Evaluation during the pandemic (Res. CFE N° 368/2020 and Res. 2015/2020 ME-GCABA). Likewise, the indicators declared in this report may register significant variations due to the effects of the implementation of the said regulatory framework.

TARGET 4.1

By 2030, ensure that all girls and boys complete free, equitable and quality primary and secondary education leading to relevant and Goal-4 effective learning outcomes.

Indicator 4.1.2. Effective promotion rate – Secondary Level

Baseline and year	82.5% (2017)
-------------------	--------------

Most recent value and year	84.3% (2019)
----------------------------	--------------

Source	Annual Survey, Unit for the Comprehensive Evaluation of Educational Quality and Equality (UEICEE) Ministry of Education, GCBA
--------	--

TARGET 4.6

By 2030, ensure that all youth and a substantial proportion of adults, both men and women, achieve literacy and numeracy.

Indicador 4.6.4 Tasa neta de escolarización de la población de 13 a 17 años (Nivel secundario)

Baseline and year	88.3% (2016)
-------------------	--------------

Most recent value and year	94.20% (2020)
----------------------------	---------------

Source	Annual Household Survey (EAH) Direction of Statistics and Census Ministry of Treasury and Finances, GCBA.
--------	---

Decile

5 GENDER EQUALITY



Achieve gender equality and empower all women and girls.





GENDER EQUALITY

5.2 Eliminate all forms of violence against all women and girls in the public and private spheres.

5.4 Recognize and value unpaid care and domestic work.

5.5 Ensure women's full and effective participation and equal opportunities for leadership.

5.6 Ensure universal access to sexual and reproductive health and reproductive rights.

Equality between **women, men, and diversities** is the cornerstone for building an **egalitarian, open, plural, and diverse city**. In recent years, in Buenos Aires City we deepened our commitment and in 2018 we launched the **Comprehensive Strategy for Gender Equality**, made up of almost 50 prioritized projects and policies convening all government areas.

Subsequently, in 2021, we reaffirmed that the construction of equality is a priority of our administration by creating the **Unit for Gender Equality** (UNIG) to guarantee gender mainstreaming in all public policies, projects and government departments, to achieve equal opportunities and rights for women, men and diversities, and to promote the role of women as the engine of competitiveness, productivity, and sustainable development.

Our gender perspective is based on the **coordinated work** between public and private actors, civil society and international organizations, and on the **principle of autonomy**, our conceptual framework that is understood as "the ability of people to make free and informed decisions about their lives, so that they can be and do based on their own aspirations and desires in the historical context that makes them possible" (ECLAC, 2016).

This perspective gave us the synergy to address the **reduction of gender gaps multidimensionally and complementarily**. Thus, and as part of the mainstreaming of the gender perspective within the executive branch, in 2018 we launched the **Gender Indicators System** (SIGBA) to group economic, political, sociodemographic and management information to highlight the gender gaps and encourage the design of evidence-based public policies. SIGBA is complemented by the **Care System Indicators** (SICCBA), the second of its kind in the entire region, which provides detailed information on the social organization of care and the identification of the supply and demand for care services, and the ways in which households and individuals are in need care.

In addition, we developed the **Gender Equality website** with the existing services offered in the City and we launched **mandatory gender training** to raise awareness, train public servants and promote a culture with a gender perspective, within the framework of Law No. 6,208 (in adherence to the National Law N° 27.499, Micaela Law).

On the other hand, and based on the **conceptual framework of the autonomies of the Economic Commission for Latin America and the Caribbean** (ECLAC), we carry out actions to promote the **physical, economic and decision-making** autonomy of women.

ECONOMIC AUTONOMY

We understand economic autonomy as the **ability of women to generate their own income and resources from access to paid work under equal conditions as men**, considering the use of time and the contribution of women to the economy.

Hence, our actions focus on **promoting women as protagonists of economic development**, promoting their participation in the labor market, increasing their ability to generate their own income through access to paid work under equal conditions, strengthening opportunities for women entrepreneurs, increasing the financial inclusion, and distributing unpaid care.

PUBLIC-PRIVATE INITIATIVE FOR GENDER EQUALITY IN THE LABOR MARKET

We work **together with the private sector** to eliminate persistent inequalities in salary income between men and women and incorporate more women into the labor market under equal conditions, making them protagonists of the economic development of the City.

More than **60 companies** have already committed to reducing gender gaps and we have established strategic alliances with **academic institutions and CSOs** that provide technical and methodological support to incorporate the gender perspective and measure gaps.

We also launched the **Care Map** with georeferenced information on all the care spaces offered in the City and implemented the **shared care leave system** for Government employees, which maintains the license of pregnant people and allows the transfer of the last 30 days to the other parent, 120 days of leave without pay, and contemplates 15 consecutive days of leave for the non-pregnant person. In addition, the regime applies to diverse families and includes a scheme in cases of adoption.

Similarly, we introduced the **Financial Education course** to promote financial inclusion and economic autonomy; and the **Women and Start-Ups** program, to address existing inequalities. According to the Argentine Association of Private Capital (ARCAP), of the 75 startups that received investment from venture or seed capital during 2019, only 13 have at least one woman in their founding team and only 2.7% of the teams are made up entirely of women. Within this framework, we promote access to angel and seed funds for start-ups that have women on their founding team.

PHYSICAL AUTONOMY

According to ECLAC, physical autonomy is expressed in two dimensions that account for relevant social issues in the region: **respect for women's reproductive rights and gender violence**.

SEXUAL AND REPRODUCTIVE HEALTH PROGRAM

Its main objective is to facilitate free and open access to **sexual and reproductive health care** to the population, provide information and professional advice for the choice and provision of appropriate contraceptive methods for men and women, and advise and assist on Legal Interruption of Pregnancy and Voluntary Interruption of Pregnancy.



In Buenos Aires City, as we committed to, we have a **Comprehensive Center for Women** (CIM) in each of the 15 communes. The CIMs are spaces to obtain information and advice on women's rights and offer everything from accompaniment, therapeutic assistance and guidance to women in situations of gender and/or sexual violence, to legal advice and free legal sponsorship. In the same way, **Line 144** is available to guide, advise and inform women in situations of violence. In 2020, 1,173 women were assisted at the CIMs and, in 2021, 53,200 calls to Line 144 were answered.

Likewise, we have different **assistance programs** such as the **Child and Adolescent Abuse** for girls, boys and adolescents up to 18 years of age in situations of physical, mental or sexual violence and/or witnesses of violence and their families; **Women Victims of Crimes against Sexual Integrity** aimed at victims of rape, abuse and/or street harassment, recent or long-standing; **Men who have Exerted Violence against Women** through pisco-socio-educational and awareness workshops; and the **Dating without Violence** program for adolescents between the ages of 14 and 21 who are victims of domestic and/or sexual violence in their relationships.

We also have five **Co-living Units** for adolescent mothers in situations of social vulnerability and for women and their children who are victims of high-risk violence and trafficking.

Finally, in order to have centralized information on protection measures provided in different jurisdictions, we have the **Single Case System for Victims of Family and Gender Violence**. And, in order to collect, systematize information, and guide public

care and prevention policies, we have a **map of gender violence**.

AUTONOMY IN DECISION-MAKING

With autonomy in decision-making, we refer to the **presence of women** at the different levels of State powers and the measures aimed at promoting their **full participation and under equal conditions**.

Thus, we promote the inclusion of women through initiatives such as the **ATENEA Index** which seeks to measure the level of political participation of women in different areas of the City, in cooperation with the UNDP, UN Women and International IDEA; or the **Women Leaders program** with which we accompany the development of women in middle management positions at the City Government, providing tools for their growth within the organization and, since its launch in 2018, it has already had more than **400 participants**.



The following is a selection of the indicators defined for monitoring SDG 5. The full list is provided in the Annex to this document.

TARGET 5.5

Ensure women's full and effective participation and equal opportunities for leadership at all levels of decision-making in political, economic and public life.

Indicator 5.5.3 Gender gap in labor income (percentage)

Baseline and year -21,80% (2017)

Most recent value and year -13,10% (2020)

Source Gender Indicators System (SIGBA), Direction of Statistics and Census, Ministry of Treasury and Finances, GCBA

Indicator 5.5.3.1 Percentage of senior positions in the Government of the City of Buenos Aires held by women

Baseline and year 34,9% (2018)

Most recent value and year 40.20% (2021)

Source Gender Indicators System (SIGBA), Direction of Statistics and Census, Ministry of Treasury and Finances, GCBA

TARGET 5.6

Ensure universal access to sexual and reproductive health and reproductive rights as agreed in accordance with the Programme of Action of the International Conference on Population and Development and the Beijing Platform for Action and the outcome documents of their review conferences.

Indicator 3.7.5. Late adolescent fertility rate (15-19 years) per 1,000 women

Baseline and year 22,7% (2015/2018)

Most recent value and year 12.4% (2018/2020)

Source Gender Indicators System (SIGBA), Direction of Statistics and Census, Ministry of Treasury and Finances, GCBA



15 LIFE ON LAND



Protect, restore and promote sustainable use of terrestrial ecosystems, sustainably manage forests, combat desertification, and halt and reverse land degradation and halt biodiversity loss.





LIFE ON LAND

15.1 Conservation and sustainable use of terrestrial ecosystems

15.2 Sustainable management of all types of forests

15.3 Reduce natural habitat degradation

Land ecosystem protection is essential to promote climate action. Healthy ecosystems protect the planet and sustain livelihoods, ensure air and water quality, conserve biodiversity, and mitigate climate change. Therefore, the importance of SDG 15 in cities lies in the **maintenance of environmental quality and the protection of forests, wetlands and drylands that are under its jurisdiction.**

Buenos Aires watches over its green spaces and their irreplaceable benefits. For this reason, the City's land use planning considers the protection of the different green areas according to their characteristics. Green spaces in urban centers include reserves, large parks, squares, and gardens, among others.

PROTECTED AREAS IN BUENOS AIRES CITY

Currently, in Buenos Aires we have **over 400 hectares of protected areas**, among which are two urban reserves located on the banks of the Río de la Plata, over land reclaimed from the river. First, the **Costanera Sur Ecological Reserve** is Buenos Aires' first Protected Natural Area and it has the largest amount of biodiversity. It spreads over **350 hectares** and homes 575 species of plants, 307 species of birds, 644 species of insects and 28 species of reptiles.

Likewise, it has been declared the 95th site of international importance for its wetlands, according to the Ramsar Convention, an international treaty on the conservation and rational use of wetlands, due to its bodies of water such as lagoons, marshes and the river.

Second, the other protected area is the **Costanera Norte Ecological Reserve**. It has an area of **23 hectares** with about 600 species of autochthonous, native and exotic flora and fauna, thanks to the different ecoregions such as grasslands, forests and wetlands.

Lastly, located on an old meander of the Riachuelo is the **Lago Lugano Ecological Reserve** (RELL, for its acronym in Spanish) in the southern part of the City, which includes the protection of **36 hectares**, belonging to sector C of the Julio A. Roca Sports Park. This reserve protects, revitalizes and spreads this important node of biodiversity as it contains more than **350 animal and plant species**, of which 95% are native to the region.

The RELL has an important role in environmental recomposition since it is located at the Matanza Riachuelo Basin. Likewise, it has a strong educational potential based for the preservation and conservation of nature and biological diversity. Lago Lugano and its coasts have an unbeatable context to develop educational actions, environmental interpretation and even research.

ECOPARQUE

In 2016, we inaugurated the Ecoparque -a space that has **16.7 hectares**- where the City Zoo used to function.

Its main purposes are the conservation of **biodiversity**, the promotion of **environmental education** and **innovation** for sustainable development, awareness-raising and recreation of the population, through interactive experiences with nature. We designed different ecoregions to show the flora and fauna of our country, which allow animals to coexist with different species in the same way that they do in nature.

In addition, Ecoparque also entails the preservation and recovery of the property's cultural heritage dating to the 19th century.

WOODED AREAS IN BUENOS AIRES CITY

In Buenos Aires there are **445,000 trees** and their crowns cover 30% of the surface of the City.



Urban woodlands are made up of all the trees found in the City, whether in public spaces -such as squares, parks, or sidewalks- or private properties. Trees in the urban ecosystem are essential to the environment: **they produce the oxygen we breathe, help reduce carbon dioxide, prevent soil erosion, and their foliage offers protection against inclement weather.**

Although Buenos Aires' vegetation is mainly characterized by grassy steppe, there are also forests associated with humid or flooded environments -due to the proximity to the Paraná and La Plata rivers- and forests associated with dry environments -due to the loose soils of the ravines and the shell banks-. Thus, **Buenos Aires naturally has various plant species adapted to various environmental conditions.**

Furthermore, **trees on sidewalks** are also of vital importance since they represent **more than 80% of public trees** in the City. These trees have particular characteristics due to their location and are managed by the Master Plan for Public Trees.

The most outstanding benefits of these specimens are the landscaping and ornamental value, the warmth and privacy they offer to neighbors, the shade they give to passers-by and buildings, generating **energy savings, filtering atmospheric pollution and reducing the noises.** They also **trap rainwater and attenuate the runoff in drains, reducing the risk of flooding.** Among the selection criteria for specimens are growth speed, longevity and foliage persistence.

Buenos Aires has **datasets of linear public trees and trees in green spaces** in its **open data portal**, as well as a **woodland map**.

The following is a selection of the indicators defined for monitoring SDG 15. The full list is provided in the Annex to this document.

TARGET 15.1

By 2020, ensure the conservation, restoration and sustainable use of terrestrial and inland freshwater ecosystems and their services, in particular forests, wetlands, mountains and drylands, in line with obligations under international agreements.

Indicador 15.1.1: Number of protected hectares in the City	
Baseline and year	385 ha. (2016)
Most recent value and year	411 ha. (2022)
Source	Secretariat of Environment, GCBA



16 PEACE, JUSTICE AND STRONG INSTITUTIONS



Promote peaceful and inclusive societies for sustainable development, provide access to justice for all and build effective, accountable and inclusive institutions at all levels.





PEACE, JUSTICE AND STRONG INSTITUTIONS

- 16.3** Promote equal access to justice.
- 16.5** Promote active transparency.
- 16.6** Develop effective and accountable institutions.
- 16.7** Ensure citizen participation.
- 16.10** Ensure public access to information.

The 2030 Agenda requires an institutional framework that guarantees its continuity and projection into the future. In this way, SDG 16 acquires a cross-cutting character that guides the work towards sustainable development. To achieve this standard, it is necessary to have solid institutions whose guiding principles are integration, transparency and efficiency.

It is with this aspiration that in Buenos Aires City we work to **consolidate good governance and open government agenda as a central part of our management model**. This allowed us, in turn, to move towards a modern, efficient and agile State, which promotes the potential of citizens.

GOOD GOVERNANCE INITIATIVES

The City's management model seeks to raise the standards of **institutional quality and permanent accountability** to respond to citizens' needs.

We were **the first local government in Argentina to become a member of the Open Government Partnership (OGP)** and, in addition, we did so as a pioneer together with a select group made up of 14 other subnational governments from around the world.

Within the framework of this international initiative, we have already launched three action plans. The **Third Open Government Action Plan** is currently in force, which incorporates commitments related to strengthening the articulation between the three Powers of the State, the generation of synergies with the community of reusers of public data, and the opening of data regarding access to LGBTIQ+ rights.

Parallel to the fulfillment of these three commitments, in May 2022 we launched a new co-creation cycle to incorporate new ones.

It should be noted that Buenos Aires City is one of the first in the world to add the other powers -legislative and judicial- to its action plans, incorporating the **Open State perspective** and ratifying its commitment to the agenda.

CITY'S COMMITMENTS

The **City's Commitments** reflect the **strategic priorities of the Government Plan**: they are a fundamental management tool to define specific objectives with measurable goals and with compliance deadlines, under a permanent accountability process.

Thus, they are a **public contract with citizens**, an unprecedented initiative in our country that represents a new way of governing and connecting with citizens. In the same way, they follow the best international practices and **combine elements of results-based management, the use of evidence and open government**. Buenos Aires is one of the pioneer cities in Latin America to implement it, and the first capital in the region to publish all the information to monitor compliance.

Since 2016, the Chief of Government, Horacio Rodríguez Larreta, has assumed **117 public goals** linked to the axes of the Government Plan: education and work, security, urban transformation, digital city and comprehensive well-being. Both the Commitments assumed and their progress are published in **buenosaires.gob.ar/compromisos**, a website that, between 2017 and 2022, had around **2,500,000 visits**.

The monitoring of each priority objective is carried out through systematic routines:

- Monthly or fortnightly follow-up meetings, by each ministry or interministerial.
- Review of progress and decision-making to correct deviations.
- Subsequent monitoring of agreements: a bilateral dialogue between meetings to resolve specific issues, early warnings and support for compliance.
- Quarterly presentations in the cabinet of ministers and semi-annual balance of compliance.

To guarantee the continuity of this good governance model, we are **institutionalizing our management method**. We are working on passing a **bill**, with more than 20 civil society organizations, so that in the future, all the Chiefs of Government of Buenos Aires City not only have to present public commitments and be accountable to the citizens but also report how those strategic goals contribute to the 2030 Agenda.

OPEN GOVERNMENT INITIATIVES

In the evolution towards a model of good governance, in recent years we launched a variety of initiatives and portals to nurture decision-making and the formulation of public policies, fostering innovation and data opening, and favoring access to information.

BA Data was the first open data portal that we published a decade ago and today has more than **490 data sets**. Currently, we are advancing in the reconversion of **AMBA Data**, the data website for the Metropolitan Area of Buenos Aires, in which **all its municipalities will be able to publish data sets and visualizations**. The focus of the platform is on collaboration at the metropolitan level and the promotion of open government policy.

BA OBRAS (BA PUBLIC WORKS)

BA Obras is the Government's website where we open georeferenced information on all the public works.

The site reports from the budget and bidding process to the percentage of progress and completion date of more than **1,000 public works**.

In 2022, we relaunched it **focusing on the residents** by generating a website that combines technical information with impact data on residents. Thus, you can tour the **48 neighborhoods of Buenos Aires and the great urban transformations** promoted by the City through a better user experience.

Since its launch in 2017, it has already been visited by more than **1,000,000 users**.

On another note, climate action in Buenos Aires City is based on a fundamental principle: it is impossible to address the climate agenda without including the perspective of good governance and open government. Because **reversing climate change demands collaboration, cooperation, and accountability for sustainability**.

Thus, in 2020 we launched **BA Climate Action**, a platform co-created with 20 Civil Society Organizations, 15 experts in the field, and 600 residents, which **opens to the public all the information related to the policies of the Climate Action Plan (CAP)**, to be a carbon-neutral, resilient and inclusive city in 2050.

In 2021, we added the **interactive CAP**, which allows you to view and explore the 24 actions of the Action Plan and see in detail the progress, projects and milestones of each one. In this way, it facilitates the way in which citizens can explore climate goals, promoting inclusion in climate action.

Finally, other open portals of the City are **Ciudad 3D** (3D City), which provides information on the City's urban planning; **Presupuesto Abierto** (Open Budget), which interactively displays the allocation of public resources of the different departments; and **COVID-19 Data** (COVID-19 en Datos) and **Coronavirus Purchases** (Compras Coronavirus), both with relevant information on the health crisis management as well as purchases and contracts for goods and services made in this context.

We must emphasize that Buenos Aires' portals are open source and can be implemented by any jurisdiction. The City Commitments, BA Works, Open Budget and 3D City codes are available in the **Code for Development** repository of the Inter-American Development Bank (IDB). The City's Commitments and BA Obras and BA Data have been replicated by more than 20 cities in Argentina and the region.

TOWARDS A MODERN, EFFICIENT AND AGILE STATE

This entire process in terms of good governance and the open government initiatives carried out in the last decade also meant an **evolution in the relationship with the citizens**. Planning, co-creating, opening data, publishing goals and being accountable allow us to build more trust in a citizenry in constant change.

The pandemic increased the relevance of this agenda: firstly, because many of the social

demands changed; secondly, because already existing conditions were deepened; and thirdly, because the transformations that our society is undergoing have accelerated even more, as is the case with **digitization**.

BOTI

It is the **City's chatbot** and has been working on citizen services for more than seven years, always with the aim of **being closer to residents, simplifying procedures and reducing time**.

During the pandemic, Boti became the main channel of communication with residents: during the first quarter of 2022 it had more than **26,000,000 unique queries**.

Buenos Aires was the first city in the world to integrate its Health protocol into WhatsApp. And, Boti already provides **more than 15 services related to COVID-19**, such as requesting test results or managing and consulting vaccination appointments.

In addition, it allows knowing all the open data initiatives, the requirements and steps to follow for all the procedures of the City, the status of applications, and events and services by proximity, among others.

For this reason, although we have made great progress, we continue to strengthen the bond of trust with our residents, the private sector and civil society. To this end, we need **a more modern, efficient and agile State**; that takes advantage of the latest technological and digital trends to accompany those who live and visit the City every day.

The vision of that State of the future is consolidated in **Buenos Aires+**, a transformation plan to continue modernizing, streamlining and making more efficient the way in which citizens and the private sector relate to the State. In this new bond, **it is the State that approaches the citizen and the companies** and not the other way around. Because our responsibility is to give them back their time and facilitate their work, and promote entrepreneurship and their development.

Among other issues, the implementation of this plan involves three major transformations. In the first place, the **self-sovereign digital identity** will be implemented through an app in which people can authenticate their identity digitally. This will allow them to have in one place (their phone) all their information -such as vaccination certificates and tests, civil registry and educational documents-.

Second, the entire flow of information, which will increase exponentially, is going to be protected by **blockchain technology**. In this way, the users themselves will be the owners of the information and, therefore, those who control their data.

Finally, it implies **continuing to eliminate, digitize and facilitate procedures**. Especially, four large groups: driver's licenses, civil registration, business authorizations and building permits. Added to this is the creation of a **single service and advice window** so that the **private sector** can have all the answers and procedures necessary to create a company or have a license.

All these measures will be accompanied by strong **digital training and the extension of**

digital islands in the central offices of services, which will facilitate procedures for people who do not have access to a computer.



The following is a selection of the indicators defined for monitoring SDG 16. The full list is provided in the Annex to this document.

TARGET 16.6

Develop effective, accountable and transparent institutions at all levels.

Indicator 16.6.1. Number of City's Commitments made to the citizenship	
Baseline and year	20 (2016)
Most recent value and year	117 (2022)
Source	Undersecretary of Open Government and Accountability, GCBA

TARGET 16.10

Ensure public access to information and protect fundamental freedoms, in accordance with national legislation and international agreements.

Indicator 16.10.1.3 Number of datasets in BA Data	
Baseline and year	400 (2020)
Most recent value and year	493 (2022)
Source	Undersecretary of Open Government and Accountability, GCBA



17 PARTNERSHIPS FOR THE GOALS



Revitalize the global partnership
for sustainable development.



PARTNERSHIPS FOR THE GOALS

17.9 International support to achieve the SDGs

17.16 Multilateral partnerships to achieve the SDGs

17.17 Partnerships with civil society to achieve the SDGs

Since its approval in 2015, one of the key objectives for the fulfillment of the 2030 Agenda for Sustainable Development are multilateral alliances. As established by the United Nations, “a successful development agenda requires inclusive partnerships -at the global, regional, national and local levels- built upon principles and values, and upon a shared vision and shared goals placing people and the planet at the center.” (UN, 2022)

In this sense, Buenos Aires is a city that prioritizes the **exchange of strategies, experiences and good practices with different actors** to implement the most innovative local solutions to face the great challenges of the development agenda.

PARTNERSHIPS WITH CITY NETWORKS AND INTERNATIONAL ORGANIZATIONS

Buenos Aires is a city open to the world and to joint work with city networks and international organizations. Through these strategic alliances, the City not only seeks to accelerate the achievement of the SDGs but also to address urban challenges from a **multilateral logic**.

Among the city networks of which the City is a member, **C40 Cities, United Cities and Local Governments (UCLG)**, and **U20** stand out. The latter is a city diplomacy initiative launched by **Buenos Aires and Paris**.

C40 WORLD MAYORS SUMMIT

For its leadership in climate action, **Buenos Aires was chosen to host the C40 World Mayors Summit**. The meeting takes place every three years and brings together the mayors of the main global cities, leaders, philanthropists, activists, entrepreneurs, and experts from around the world to continue the path toward net-zero emissions and healthier, more equitable, more resilient and more sustainable urban centers.

Taking into account the current post-pandemic global context, the Summit in Buenos Aires is presented as an invaluable opportunity for the **public and private sectors to unify their efforts** to make the cities more livable and more sustainable. Thus, the meeting revolves around three axes:

1. Wellbeing cities: how to provide the right conditions for citizens to prosper and have a good quality of life. Wellbeing policies cover everything from reducing

greenhouse gas emissions, improving air quality and creating more green spaces to promoting social inclusion and encouraging active and healthy lifestyles.

2. Fair and inclusive pandemic recovery: our recovery from COVID-19 needs to be green and just. It must ensure quality of life, good health and well-being for everyone. A equitable transition from pollution-based economies is possible and is already being realized in cities, by mayors working with communities, youth groups, unions, businesses and civil society to ensure climate justice and prosperity.

3. Green finance now: we can no longer wait for green finance to start flowing — cities need more investment to ensure a future where everyone can thrive. In particular, we must increase funding for adaptation projects that help increase urban resilience.

In addition, within the Summit, there will be a **Business Forum**, a **Youth Summit** and a **Federal Urban Forum**.

For the latter, the road to the Summit began in early 2022 with technical and high-level political meetings to promote the participation of **Argentine cities in the international climate action agenda**, build consensus and a joint declaration on the challenges and actions at the federal level.

In the same way, the City is permanently working with different specific groups on the 2030 Agenda to improve its accountability around the SDGs. From groups with global cities such as **SDG Leadership Cities of the Brookings Institution**, **UN-Habitat** and the **UN Department of Social and Economic Affairs**, to the federal level with the **Federal SDG Network** coordinated by the **National Council for the Coordination of Social Policies** (CNCPS).

Within these groups, the City actively collaborates with the SDG reporting either at the national level, such as with the first **Voluntary Subnational Review** of Argentina (VSR) of UCLG and the Argentine Federation of Municipalities (FAM), or with the **Provinces Report** promoted by the CNCPS, or at a global level with the first **Voluntary Gender Review** (VGR) promoted by CHANGE and the Cities of Buenos Aires, Los Angeles and Mexico.

INTERNATIONAL COOPERATION PROJECTS

In Buenos Aires City, **100% of its international cooperation projects** aim to **contribute to and implement** the objectives and goals of the **2030 Agenda for Sustainable Development**.

Buenos Aires works together with other cities in the region and the world in matters of technical cooperation. Such is the case with **Hamburg**, with whom we carry out a project on Urban Integration Strategies, Comprehensive Wellbeing, Climate Change and Visitor Economy; or with the **Metropolitan Regional Government of Santiago** (Chile), and with the support of FO.AR, in terms of organic and inorganic waste management.

In regards to climate cooperation, Buenos Aires participates -along with Amsterdam and Paris- in the study "Climate Governance in Large Metropolises in Comparative Perspective", promoted by the **Einstein Center for Climate Change and Public Policy**

of **Human Settlements** (ECCCPHS) to provide advice to the City of Berlin. As well as Strategic Sector Cooperation with **Copenhagen** -focused on hydraulic works and energy-, CONEXUS, a project supported by **HORIZONTE EUROPA** on solutions based on nature, and Empowering Cities with Data, under the auspices of **CIFF/C40**.



In terms of mobility and cities on a human scale, the City is working together with **ICLEI** in a study on mobility of the future and with the Fund for Technical Assistance and Exchange of Experiences between **AFD/CODATU**.

Along with the **Union of Ibero-American Capital Cities** (UCCI), we carry out several projects: "Strengthening gastronomic productive enterprises in popular neighborhoods of the Autonomous City of Buenos Aires" together with the cities of Mexico, Lima and São Paulo; "Inspiring Women of Ibero-America: urban art as an instrument of social transformation", with Brasilia, Lima and Bogotá; and "Tourism Observatories", together with Lima, La Paz and Bogotá.

And finally, together with **Bloomberg Philanthropies** and **Vital Strategies**, we launched the second part of the Butterfly Effect, within the framework of the Alliance for Healthy Cities, which provides accessibility to vaccination for vulnerable populations.

GREEN JOBS INDICATORS

Within the framework of the green recovery and the campaign "A climate decade for good quality jobs", in the City of Buenos Aires we work together with **C40** in the development of a set of **green jobs indicators**.

This tool will allow us to **establish solid methodological** bases for the creation of new green jobs, existing training needs, public policies to promote green jobs, experiences, good practices and lessons learned.

The development of this set of indicators involved a great deal of exchange and collection of experiences and lessons in conjunction with: **companies**, the **Consultative Council for the Environment and Sustainable Development**, and global cities -such as **Amsterdam, Rio de Janeiro, Sydney and Vancouver**.

STRATEGIC PARTNERSHIPS, COLLECTIVE INTELLIGENCE AND CO-CREATION PROCESSES

Governments do not have all the answers, nor can we alone carry out the great transformations needed to meet the goals of the 2030 Agenda.

The challenges of our time demand joint work, appealing to **collective intelligence and action**. For this, it is essential to involve civil society organizations, academic institutions, the scientific community, entrepreneurs, and companies that make up the City's productive ecosystem. In addition, this work must be based on consensus as the central axis to achieve sustainable agreements that allow for profound transformations that, in turn, have an effective impact on the lives of citizens.

Thus, at OGP, together with **Scotland**, we launched a network to jointly address the Open Government and Climate Action agendas and, at **C40**, we work with a peer group on green jobs and just transition.

On the other hand, the **educational practices** organized together with 500 companies, the **Circular Economy Network** made up of another 100 entities and the **youth employment plan** are some of the public policies co-created with the private sector. In addition, we are working with a group of companies in the collaborative **formulation of goals to address climate change** within the framework of the City's Commitments.

Other initiatives, such as the **Open State Roundtable** and the **Roundtable for Articulation and Coordination of Access to Public Information and Transparency of the Three State Powers**, aim to strengthen the synergy between the government and civil society to promote multilevel and multisectoral collaboration.

The following is a selection of the indicators defined for monitoring SDG 17. The full list is provided in the Annex to this document.

TARGET 17.9

Enhance international support for implementing effective and targeted capacity-building in developing countries to support national plans to implement all the sustainable development goals, including through North-South, South-South and triangular cooperation.

Indicator 17.9.1. Percentage of initiatives of international cooperation that aim to implement SDGs at the local level	
Baseline and year	100% (2016)
Most recent value and year	100% (2021)
Source	Direction for International Relations and Cooperation, GCBA

6

CONCLUSION



The Covid-19 pandemic tested the resilience of cities around the world, as well as **fostered changes in social and economic dynamics that were already in sight and the revaluation of new public goods**, marking the new agenda of global cities. This crisis also showed that those governments with **solid planning and with the capacity for both anticipation and rapid adaptation** are the ones that achieved the best results.

Management models based on **results, planning, monitoring and permanent accountability** allow, as was demonstrated in the pandemic, that each and every one of the goals aimed at improving the residents' quality of life are achieved more effectively.

As such, with **a roadmap like the one proposed by the SDGs**, in Buenos Aires, we demonstrated a solid commitment that includes **all the actors** in monitoring progress and co-creating solutions, even in the face of highly adverse contexts such as those that we have had to go through with the COVID-19 pandemic.

Thanks to our **government plan and the vast urban and digital transformations** we have been carrying out in Buenos Aires City for years, we quickly readapt and respond to the health crisis without losing sight of our horizon to 2030.

Guided by the 2030 Agenda, our vision is clear: we are building a **safer** City, where **education is provided for current and future jobs** and where we encourage constantly **employment generation**; a City with **better infrastructure and public and green spaces** for enjoyment; a **more diverse** City with **opportunities for everyone** to develop their life project; a City committed to climate action, carbon-neutral, resilient and inclusive, that protects people and its ecosystems; a City that contributes to **reducing gender disparities**, and empowers women and girls.

The roadmap for the City we dream of is achieved through inclusive public policies that guarantee solid and fair institutions; with a **modern, efficient and agile State** that promotes the citizenship's development potential; and with a government that, since it does not have all the answers, relies on **collective intelligence as a key tool** for coordination between multiple networks and actors such as academia, civil society organizations, the private sector and other local governments committed to a shared development program with common goals.

With the publication of almost 100 local governments around the world, **Voluntary Local Reviews** are the link and the engine that allows us to form a community of practices, learning and exchanges in pursuit of a more sustainable urban future. Through our **VLR 2022, for the fourth consecutive year, we ratify our commitment to the 2030 Agenda and develop our strategy and our contributions to achieve the key global goals in post-pandemic reconstruction.**

7

ANNEX



ANNEX

The following are the monitoring indicators of the SDG targets prioritized by the Buenos Aires City Government.

Some of the indicators presented in previous years, as well as their targets, are under review due to the crisis caused by the COVID-19 pandemic.

Similarly, some data collection instruments and their values were affected by the Social, Preventive and Mandatory Isolation decreed at the national level.

Specifically, some indicators corresponding to SDG 4 “Quality Education” do not present 2020 values due to compliance with national and jurisdictional regulations for Promotion and Evaluation during the pandemic (Res. CFE N° 368/2020 and Res. 2015/2020 ME-GCABA). Likewise, the indicators declared in this report may register significant variations due to the effects of the implementation of the said regulatory framework.

SDG	TARGET	INDICATOR	LEVEL	BASELINE		MOST RECENT VALUE	YEAR	BASELINE SOURCE
				VALUE	YEAR			
1 No poverty	1.4 By 2030, ensure that all men and women, in particular the poor and the vulnerable, have equal rights to economic resources, as well as access to basic services, ownership and control over land and other forms of property, inheritance, natural resources, appropriate new technology and financial services, including microfinance	1.4.1 Percentage of households with access to basic services	I	97.29%	2010	97.29%	2010	National Population Census, Dwellings and Housing, INDEC
		1.4.2 Percentage of households with regular tenure	I	87.30%	2017	88.20%	2020	Annual Household Survey, DGEyC
		1.4.2.1 Number of houses registered through the Credit Program of the Buenos Aires City Housing Institute	Complementary	1700	2017	1700	2017	IVC
2 Zero hunger	2.1 By 2030, end hunger and ensure access by all people, in particular the poor and people in vulnerable situations, including infants, to safe, nutritious and sufficient food all year round	2.1.1 Number of households in CABA receiving food assistance out of the total number of poor households not covered by the AUH (Family allowance program)	II	36151	2018	36151	2018	Ciudadania Porteña (CP) and Ticket Social (TS) programs records; Permanent Household Survey (Permanent Household Survey (EPH)) (INDEC); National Social Security Administration records (ANSES)
		2.1.1.1 Number of popular neighborhoods with vegetable gardens	Complementary	0	2019	3	2021	MDH, GCBA
3 Good health and well-being	3.1 By 2030, reduce the global maternal mortality ratio to less than 70 per 100,000 live births	3.1.1 Maternal mortality ratio per 10,000 live births	I	13	2016	13	2020	Vital statistics, DGEyC
		3.1.2 Percentage of births attended by skilled health personnel	I	99.90%	2016	99.90%	2016	Vital statistics, DGEyC
		3.1.3 Proportion of live births born in health facilities	I	99.53%	2015	99.53%	2015	Vital statistics, DGEyC
	3.2 By 2030, end preventable deaths of newborns and children under 5 years of age, with all countries aiming to reduce neonatal mortality to at least as low as 12 per 1,000 live births and under-5 mortality to at least as low as 25 per 1,000 live births	3.2.1 Mortality rate of children under 5 years of age per 1,000 live births	I	1.5	2016	1.5	2016	DGEyC, GCBA
		3.2.2 Neonatal mortality rate per 1,000 live births	I	5.4	2016	2.8	2020	DGEyC, GCBA
		3.2.3 Child mortality rate per 1,000 live births	I	7.2	2016	4.5	2020	DGEyC, GCBA
	3.3 By 2030, end the epidemics of AIDS, tuberculosis, malaria and neglected tropical diseases and combat hepatitis, water-borne diseases and other communicable diseases	3.3.1 Rate of new HIV infections per 100,000 inhabitants	II	13.5	2015	12.5	2020	National Public Health Surveillance System
		3.3.2 AIDS mortality rate per 100,000 inhabitants	II	4.9	2015	2.3	2020	DGEyC, GCBA
		3.3.3 Tuberculosis notification rate per 100,000 inhabitants	I	40	2016	45.02	2019	National Public Health Surveillance System
		3.3.4 Tuberculosis mortality rate per 100,000 inhabitants	I	2.1	2018	1.03	2019	National Public Health Surveillance System
		3.3.5 Congenital Syphilis notification rate per 1,000 live births	I	8.1	2018	1.3	2019	National Public Health Surveillance System
	3.4 By 2030, reduce by one third premature mortality from non-communicable diseases through prevention and treatment and promote mental health and well-being	3.4.1 Mortality rate attributed to cardiovascular disease per 1,000 inhabitants	I	2.7	2017	3.2	2020	Vital statistics, DGEyC
		3.4.2 Mortality rate attributed to cancer disease per 1,000 inhabitants	I	1.8	2017	1.6	2020	Vital statistics, DGEyC
		3.4.3 Proportion of population with elevated blood glucose over the total population	I	8.2	2013	8.8	2018	ENFR
	3.5 Strengthen the prevention and treatment of substance abuse, including narcotic drug abuse and harmful use of alcohol	3.5.1 Prevalence of regular alcohol consumption of risk	I	7.3% of the population aged 18 and over	2013	8.4% of the population aged 18 and over	2018	ENFR
		3.5.2 Prevalence of excessive episodic alcohol consumption	I	11% of the population aged 18 and over	2013	15.6% of the population aged 18 and over	2018	ENFR
	3.6 By 2020, halve the number of global deaths and injuries from road traffic accidents	3.6.1 Number of deaths due to road traffic injuries (within 30 days of the event)	I	165	2015	99	2021	Road Safety Observatory, based on data from the Ministry of Justice and Security
	3.7 By 2030, ensure universal access to sexual and reproductive health-care services, including for family planning, information and education, and the integration of reproductive health into national strategies and programs	3.7.1. Rate of unplanned pregnancy	I	60%	2016	60%	2016	Maternity and Childhood Team. General Directorate of Hospitals. Undersecretariat of Hospital Care
		3.7.2 Percentage of contraceptive method use in unplanned pregnancies recorded in Perinatal Information System (SIP) - Maternity Hospitals from the GCBA	I	75.5% of women who did not plan their pregnancy reported not having used a contraceptive method	2018	75.5% of women who did not plan their pregnancy reported not having used a contraceptive method	2018	Maternity and Childhood Team. General Directorate of Hospitals. Undersecretariat of Hospital Care
		3.7.3. Early adolescent fertility rate (10-14 years) per 1,000 women	I	0.3	2015/2017	0.2	2018/2020	Vital statistics, DGEyC
		3.7.4 Late adolescent fertility rate (15-19 years) per 1,000 women	I	22.7	2015/2018	12.4	2018/2020	Vital statistics, DGEyC
	3.8 By 2030, ensure universal access to sexual and reproductive health-care services, including for family planning, information and education, and the integration of reproductive health into national strategies and programs	3.8.1 Percentage of the population with exclusive public health coverage treated by the health system	I	20%	2016	18.6%	2021	EAH, DGEyC
		3.8.1.1 Percentage of households within 15 minutes on public transport to a CeSAC	Complementary	To be defined	To be defined	100%	2022	Health Ministry, GCBA
		3.8.2 Percentage of the population with exclusive public health coverage and a core medical team	I	82%	2018	82%	2021	HSI SIGEHOS
	3.a Strengthen the implementation of the World Health Organization Framework Convention on Tobacco Control in all countries, as appropriate	3.a.1 Prevalence of tobacco use among persons aged 15 years and older	I	29.70%	2013	17.50%	2018	ENFR

SDG	TARGET	INDICATOR	LEVEL	BASELINE		MOST RECENT VALUE	YEAR	BASELINE SOURCE
				VALUE	YEAR			
3 Good health and well-being	3.c Substantially increase health financing and the recruitment, development, training and retention of the health workforce in developing countries, especially in least developed countries and small island developing States	3.c.1 Professional personnel hired by the City's health department	I	32735	2019	42917	2021	DGEyC, GCBA
	3.d Strengthen the capacity of all countries, in particular developing countries, for early warning, risk reduction and management of national and global health risks	3.d.1 Covid-19 vaccine dosies applied	I	1523	2020	5971615	2021	DGEyC, GCBA
4 Quality education	4.1. By 2030, ensure that all girls and boys complete free, equitable and quality primary and secondary education leading to relevant and effective learning outcomes	4.1 Effective promotion rate - Primary Level	I	98.6%	2016	98.9%	2019	Annual Survey, UEICEE, Ministry of Education and Innovation
		4.1.1 Effective promotion rate - Primary Level. Boys	Complementary	98.7%	2016	98.9%	2019	Annual Survey, UEICEE, Ministry of Education and Innovation
		4.1.1.2 Effective promotion rate - Primary Level. Girls	Complementary	98.5%	2016	98.9%	2019	Annual Survey, UEICEE, Ministry of Education and Innovation
		4.1.2 Effective promotion rate - Secondary Level- Total	I	82.5%	2016	85.8%	2019	Annual Survey, UEICEE, Ministry of Education and Innovation
		4.1.2.1 Effective promotion rate - Secondary Level- Total. Boys	Complementary	79.4%	2016	83.5%	2019	Annual Survey, UEICEE, Ministry of Education and Innovation
		4.1.2.2 Effective promotion rate - Secondary Level- Total. Girls	Complementary	85.6%	2016	88.3%	2019	Annual Survey, UEICEE, Ministry of Education and Innovation
		4.1.3. Effective promotion rate - Secondary Level- 1st cycle	I	82.6%	2016	86.4%	2019	Annual Survey, UEICEE, Ministry of Education and Innovation
		4.1.3.1 Effective promotion rate - Secondary Level- 1st cycle . Boys	Complementary	78.9%	2016	83.5%	2019	Annual Survey, UEICEE, Ministry of Education and Innovation
		4.1.3.2 Effective promotion rate - Secondary Level- 1st cycle. Girls	Complementary	86.6%	2016	89.4%	2019	Annual Survey, UEICEE, Ministry of Education and Innovation
		4.1.4 Effective promotion rate - Secondary Level- 2nd cycle	I	82.4%	2016	85.4%	2019	Annual Survey, UEICEE, Ministry of Education and Innovation
		4.1.4.1 Effective promotion rate - Secondary Level- 2nd cycle. Boys	Complementary	79.9%	2016	83.5%	2019	Annual Survey, UEICEE, Ministry of Education and Innovation
		4.1.4.2 Effective promotion rate - Secondary Level- 2nd cycle. Girls	Complementary	84.8%	2016	87.3%	2019	Annual Survey, UEICEE, Ministry of Education and Innovation
		4.1.5 Repetition rate - Primary Level	I	1.0%	2016	1.0%	2019	Annual Survey, UEICEE, Ministry of Education and Innovation
		4.1.5.1 Repetition rate - Primary Level. Boys	Complementary	1.0%	2016	1.0%	2019	Annual Survey, UEICEE, Ministry of Education and Innovation
		4.1.5.2 Repetition rate - Primary Level. Girls	Complementary	1.0%	2016	1.1%	2019	Annual Survey, UEICEE, Ministry of Education and Innovation
		4.1.6 Repetition rate - Secondary Level. Total	I	9.0%	2016	6.3%	2019	Annual Survey, UEICEE, Ministry of Education and Innovation
		4.1.6.1 Repetition rate - Secondary Level - Total. Boys	Complementary	10.6%	2016	7.4%	2019	Annual Survey, UEICEE, Ministry of Education and Innovation
		4.1.6.2 Repetition rate - Secondary Level - Total. Girls	Complementary	7.4%	2016	5.1%	2019	Annual Survey, UEICEE, Ministry of Education and Innovation
		4.1.7 Repetition rate - Secondary Level - 1st cycle	I	11.6%	2016	7.9%	2019	Annual Survey, UEICEE, Ministry of Education and Innovation
		4.1.7.1 Repetition rate - Secondary Level - 1st cycle. Boys	Complementary	13.6%	2016	9.4%	2019	Annual Survey, UEICEE, Ministry of Education and Innovation
		4.1.7.2 Repetition rate - Secondary Level - 1st cycle. Girls	Complementary	9.5%	2016	6.3%	2019	Annual Survey, UEICEE, Ministry of Education and Innovation
		4.1.8 Repetition rate - Secondary Level - 2nd cycle	I	6.8%	2016	4.9%	2019	Annual Survey, UEICEE, Ministry of Education and Innovation
		4.1.8.1 Repetition rate - Secondary Level - 2nd cycle. Boys	Complementary	7.8%	2016	5.7%	2019	Annual Survey, UEICEE, Ministry of Education and Innovation
		4.1.8.2 Repetition rate - Secondary Level - 2nd cycle. Girls	Complementary	5.7%	2016	4.2%	2019	Annual Survey, UEICEE, Ministry of Education and Innovation
		4.1.9 Interannual dropout rate - Primary Level	I	0.4%	2016	1.8%	2020	Annual Survey, UEICEE, Ministry of Education and Innovation
		4.1.9.1 Interannual dropout rate - Primary Level. Boys	Complementary	0.3%	2016	1.9%	2020	Annual Survey, UEICEE, Ministry of Education and Innovation
		4.1.9.2 Interannual dropout rate - Primary Level. Girls	Complementary	0.5%	2016	1.8%	2020	Annual Survey, UEICEE, Ministry of Education and Innovation
		4.1.10 Interannual dropout rate - Secondary Level - Total	I	8.5%	2016	2.8%	2020	Annual Survey, UEICEE, Ministry of Education and Innovation
		4.1.10.1 Interannual dropout rate - Secondary Level - Total. Boys	Complementary	10.0%	2016	2.9%	2020	Annual Survey, UEICEE, Ministry of Education and Innovation
		4.1.10.2 Interannual dropout rate - Secondary Level - Total. Girls	Complementary	7.0%	2016	2.6%	2020	Annual Survey, UEICEE, Ministry of Education and Innovation
		4.1.11 Interannual dropout rate - Secondary Level - 1st cycle	I	5.8%	2016	1.1%	2020	Annual Survey, UEICEE, Ministry of Education and Innovation
		4.1.11.1 Interannual dropout rate - Secondary Level - 1st cycle. Boys	Complementary	7.5%	2016	1.1%	2020	Annual Survey, UEICEE, Ministry of Education and Innovation
		4.1.11.2 Interannual dropout rate - Secondary Level - 1st cycle. Girls	Complementary	3.9%	2016	1.0%	2020	Annual Survey, UEICEE, Ministry of Education and Innovation
		4.1.12 Interannual dropout rate - Secondary Level - 2nd cycle	I	10.9%	2016	4.1%	2020	Annual Survey, UEICEE, Ministry of Education and Innovation
		4.1.12.1 Interannual dropout rate - Secondary Level - 2nd cycle. Boys	Complementary	12.3%	2016	4.4%	2020	Annual Survey, UEICEE, Ministry of Education and Innovation
		4.1.12.2 Interannual dropout rate - Secondary Level - 2nd cycle . Girls	Complementary	9.5%	2016	3.8%	2020	Annual Survey, UEICEE, Ministry of Education and Innovation
		4.1.13. Overage rate -Primary Level	I	7.4%	2016	4.0%	2021	Annual Survey, UEICEE, Ministry of Education and Innovation

SDG	TARGET	INDICATOR	LEVEL	BASELINE		MOST RECENT VALUE	YEAR	BASELINE SOURCE
				VALUE	YEAR			
4 Quality education	4.1. By 2030, ensure that all girls and boys complete free, equitable and quality primary and secondary education leading to relevant and effective learning outcomes	4.1.14 Overage rate - Secondary Level - Total	I	28.8%	2016	21.3%	2021	Annual Survey, UEICEE, Ministry of Education and Innovation
		4.1.15 Overage rate - Secondary Level- 1st cycle	Complementary	28.0%	2016	16.3%	2021	Annual Survey, UEICEE, Ministry of Education and Innovation
		4.1.16 Overage rate - Secondary Level - 2nd cycle	Complementary	29.5%	2016	24.7%	2021	Annual Survey, UEICEE, Ministry of Education and Innovation
		4.1.17 On-time graduation rate -Primary Level	I	90.7%	2016	92.6%	2019	Annual Survey, UEICEE, Ministry of Education and Innovation
		4.1.17.1 On-time graduation rate -Primary Level. Boys	Complementary	91.2%	2016	92.9%	2019	Annual Survey, UEICEE, Ministry of Education and Innovation
		4.1.17.2 On-time graduation rate -Primary Level. Girls	Complementary	90.2%	2016	92.4%	2019	Annual Survey, UEICEE, Ministry of Education and Innovation
		4.1.18 On-time graduation rate - Secondary Level	I	37.4%	2016	45.8%	2019	Annual Survey, UEICEE, Ministry of Education and Innovation
		4.1.18.1 On-time graduation rate - Secondary Level. Boys	Complementary	31.0%	2016	39.8%	2019	Annual Survey, UEICEE, Ministry of Education and Innovation
		4.1.18.2 On-time graduation rate - Secondary Level. Girls	Complementary	44.9%	2016	52.7%	2019	Annual Survey, UEICEE, Ministry of Education and Innovation
		4.1.19 Graduation rate - Primary Level	I	97.2%	2016	99.60%	2019	Annual Survey, UEICEE, Ministry of Education and Innovation
		4.1.19.1 Graduation rate - Primary Level. Boys	Complementary	97.7%	2016	99.28%	2019	Annual Survey, UEICEE, Ministry of Education and Innovation
		4.1.19.2 Graduation rate - Primary Level. Girls	Complementary	96.8%	2016	99.94%	2019	Annual Survey, UEICEE, Ministry of Education and Innovation
		4.1.20 Graduation rate - Secondary Level	I	58.6%	2016	62.48%	2019	Annual Survey, UEICEE, Ministry of Education and Innovation
		4.1.20.1 Graduation rate - Secondary Level. Boys	Complementary	52.6%	2016	57.30%	2019	Annual Survey, UEICEE, Ministry of Education and Innovation
		4.1.20.2 Graduation rate - Secondary Level. Girls	Complementary	65.1%	2016	67.93%	2019	Annual Survey, UEICEE, Ministry of Education and Innovation
		4.1.21 Percentage of 6th Grade Primary school students by performance Level in Language - Advanced + Satisfactory level	I	80.4%	2016	73.60%	2021	UEICEE, Ministry of Education
		4.1.22 Percentage of 6th Grade Primary school students by performance Level in Math - Advanced + Satisfactory level	I	76.8%	2016	72.30%	2021	UEICEE, Ministry of Education
		4.1.23 Percentage of 5th Grade Secondary school students by performance Level in Language - Advanced + Satisfactory level	I	61.7%	2016	77.00%	2019	UEICEE, Ministry of Education
		4.1.24 Percentage of 5th Grade Secondary school students by performance Level in Math - Advanced + Satisfactory level	I	52.6%	2016	53.30%	2019	UEICEE, Ministry of Education
	4.2 By 2030, ensure that all girls and boys have access to quality early childhood development, care and preprimary education so that they are ready for primary education	4.2.1 Participation rate in early childhood education in a given period (1 year) prior to entry into primary education	I	97.3%	2016	98.90%	2021	Annual Survey, UEICEE, Ministry of Education and Innovation
	4.4 By 2030, substantially increase the number of youth and adults who have relevant skills, including technical and vocational skills, for employment, decent jobs and entrepreneurship	4.4.1 Percentage of Youth and Adults who have at least completed secondary education - Youth aged 20-29	I	88.5%	2016	86.81%	2021	Own elaboration, UEICEE, Ministry of Education and Innovation
		4.4.2 Percentage of Youth and Adults who have at least completed secondary education - Youth aged 30-39	I	87.6%	2016	89.48%	2021	Own elaboration, UEICEE, Ministry of Education and Innovation
		4.4.1.1 Number of participants of the program "Codo a codo" (Hand in Hand)	Complementary	950	2017	8400	2022	General Directorate of Teaching and Non-Teaching Staff. Undersecretariat for the teaching career and technical-vocational training, SSCDFTP
		4.4.1.2 Percentage of participants of the program "Codo a codo" (Hand in Hand). % Male participants	Complementary	65.2%	2017	50%	2022	General Directorate of Teaching and Non-Teaching Staff. Undersecretariat for the teaching career and technical-vocational training, SSCDFTP
		4.4.1.3 Percentage of participants of the program "Codo a codo" (Hand in Hand). % Female participants	Complementary	34.8%	2017	50%	2022	General Directorate of Teaching and Non-Teaching Staff. Undersecretariat for the teaching career and technical-vocational training, SSCDFTP
		4.4.1.4 Number of participants of the "Aprendé Programando" program (Learn by Programming)	Complementary	2500	2017	7634	2022	General Directorate of Digital Education, SSCITE
		4.4.1.5 Percentage of participants of the "Aprendé Programando" program (Learn by Programming) % Male participants	Complementary	62.6%	2017	60%	2022	General Directorate of Digital Education, SSCITE
		4.4.1.6 Percentage of participants of the "Aprendé Programando" program (Learn by Programming) % Female participants	Complementary	37.4%	2017	40%	2022	General Directorate of Digital Education, SSCITE
		4.4.1.7 Students trained in skills for the 21st Century	Complementary	20.0%	2020	20.0%	2020	UEICEE, Ministry of Education
		4.4.1.8 Number of students in educational practices	Complementary	3300	2020	6800	2021	UEICEE, Ministry of Education
		4.4.1.9 Number of secondary schools with Secondary Schools of the Future	Complementary	12.5%	2018	123	2022	UEICEE, Ministry of Education

SDG	TARGET	INDICATOR	LEVEL	BASELINE		MOST RECENT VALUE	YEAR	BASELINE SOURCE
				VALUE	YEAR			
4 Quality education	4.4 By 2030, substantially increase the number of youth and adults who have relevant skills, including technical and vocational skills, for employment, decent jobs and entrepreneurship	4.4.1.10 Number schools with programming and robotics	Complementary	To be defined	To be defined	35%	2022	UEICEE, Ministry of Education
	4.6 By 2030, ensure that all youth and a substantial proportion of adults, both men and women, achieve literacy and numeracy	4.6.1 Percentage of population aged 15 and over who can read and write	I	100.0%	2016	99.80%	2021	Own elaboration, UEICEE, Ministry of Education and Innovation
		4.6.2 Net enrolment rate of the population aged 6-12 (primary level)	I	97.9%	2016	99.40%	2020	EAH (DGEyC)
		4.6.3 Net enrolment rate of the population aged 13-17 (secondary level)	I	88.3%	2016	94.20%	2020	EAH (DGEyC)
	4.7 By 2030, ensure that all learners acquire the knowledge and skills needed to promote sustainable development, including, among others, through education for sustainable development and sustainable lifestyles, human rights, gender equality, promotion of a culture of peace and non-violence, global citizenship and appreciation of cultural diversity and of culture's contribution to sustainable development	4.7.1 Number of recognized green schools	I	56	2019	267	2022	SSTES, Ministry of Education
		4.7.2 Number of teachers trained in GC	I	0	2019	234	2022	SSTES, Ministry of Education
		4.7.3 Number of students trained in GC	I	0	2019	718	2022	SSTES, Ministry of Education
		4.7.4 Number of Schools with RE installations	I	0	2019	7	2022	SSTES, Ministry of Education
		4.7.5 Number of Schools with green roofs	I	0	2019	14	2022	SSTES, Ministry of Education
		4.7.6 Number of schools with LED technology	I	4	2019	558	2022	SSTES, Ministry of Education
5 Gender equality	5.2 Eliminate all forms of violence against all women and girls in the public and private spheres, including trafficking and sexual and other types of exploitation	5.2.1 Rate of femicides	I	0.55	2017	0.92	2020	SIGBA, DGEyC
		5.2.1.1 Women victims of family violence assisted in Comprehensive Care Centers for Women (CIMS, for its acronym in Spanish)	Complementary	2231	2017	1173	2020	SIGBA, DGEyC
		5.2.1.2 Number of phone calls taken in line 144 of assistance to victims of gender-based violence	Complementary	To be defined	To be defined	52300	2021	UNIG, GCBA
	5.4 Recognize and value unpaid care and domestic work through the provision of public services, infrastructure and social protection policies and the promotion of shared responsibility within the household and the family as nationally appropriate	5.4.1 Time gap of unpaid domestic work between men and women per day	I	2:08	2016	2:08	2016	SIGBA, DGEyC
	5.5 Ensure women's full and effective participation and equal opportunities for leadership at all levels of decision-making in political, economic and public life	5.5.1 Percentage of female legislators in the city of Buenos Aires	I	35%	2019	46.70%	2021	SIGBA, DGEyC
		5.5.1.1 Percentage of Legislature Commissions chaired by women	Complementary	41.7%	2019	45.80%	2021	SIGBA, DGEyC
		5.5.2 Percentage of women in formal private employment in managerial positions	I	3%	2017	3,40%	2020	SIGBA, DGEyC
		5.5.2.1 Percentage of women in senior and managerial positions in the City Police	Complementary	11.7%	2017	14.30%	2021	SIGBA, DGEyC
		5.5.3 Gender gap in labor income	I	-21.80%	2017	-13.10%	2020	SIGBA, DGEyC
		5.5.3.1 Percentage of General Directorates and senior positions in the GCBA occupied by women	Complementary	34.9%	2018	40.20%	2021	SIGBA, DGEyC
		5.5.3.2 Number of women in the programme Women Leaders	Complementary	85	2018	416	2022	UNIG, GCBA
		5.5.3.3 Number of companies participating in Public-Private Initiative for Gender Equality	Complementary	46	2020	61	2021	UNIG, GCBA
	5.6 Ensure universal access to sexual and reproductive health and reproductive rights as agreed in accordance with the Program of Action of the International Conference on Population and Development and the Beijing Platform for Action and the outcome documents of their review conferences	3.7.1. Rate of unplanned pregnancy	I	60%	2016	60%	2016	Maternity and Childhood Team. General Directorate of Hospitals. Undersecretariat of Hospital Care
		3.7.2 Percentage of contraceptive method use in unplanned pregnancies recorded in Perinatal Information System (SIP) - Maternity Hospitals from the GCBA	I	75.5% of women who did not plan their pregnancy report not having used contraception	2018	75.5% of women who did not plan their pregnancy report not having used contraception	2018	Maternity and Childhood Team. General Directorate of Hospitals. Undersecretariat of Hospital Care
		3.7.3. Early adolescent fertility rate (10-14 years) per 1,000 women	I	0.3	2015/2017	0.2	2018/2020	Vital statistics
		3.7.5. Late adolescent fertility rate (15-19 years) per 1,000 women	I	22.7	2015/2018	12.4	2018/2020	Vital statistics
6 Clean water and sanitation	6.1 By 2030, achieve universal and equitable access to safe and affordable drinking water for all	6.1.1 Percentage of population with public tap water in the dwelling	I	97.5%	2010	97.50%	2010	National Population Census, Dwellings and Housing. - National Institute for Statistics
		6.1.1.1 Percentage of the population in private dwellings with access to public tap water, in neighborhoods undergoing redevelopment and integration processes	Complementary	Barrio 31 neighborhood: 91.3%; Barrio 20 neighborhood: 95.5% public tap water; Rodrigo Bueno neighborhood: 88.4% public tap water; Fraga neighborhood: 89.9% public tap water	2016	Barrio 31 neighborhood: 91.3%; Barrio 20 neighborhood: 95.5% public tap water; Rodrigo Bueno neighborhood: 88.4% public tap water; Fraga neighborhood: 89.9% public tap water	2016	Socio-demographic survey and administrative records (Secretariat of Social and Urban Integration); Census - City Housing Institute
	6.2 By 2030, achieve access to adequate and equitable sanitation and hygiene for all and end open defecation, paying special attention to the needs of women and girls and those in vulnerable situations	6.2.1 Percentage of population with a flush toilet (flush button, chain, etc.) to public sewerage system	I	96.2%	2010	96.20%	2010	National Population Census, Dwellings and Housing. - National Institute for Statistics and Censuses (INDEC)
		6.2.1.1 Percentage of population in private dwellings with availability of sewerage system, in neighborhoods undergoing redevelopment and integration processes	Complementary	Barrio 31 neighborhood: 89% (sewage and storm drains network (44.4%); sewage network only (44.6%); septic tank and soak pit (0.7%); soak pit only (2.9%); hole, excavation in the ground. (0.1%))	2016	Barrio 31 neighborhood: 89% (sewage and storm drains network (44.4%); sewage network only (44.6%); septic tank and soak pit (0.7%); soak pit only (2.9%); hole, excavation in the ground. (0.1%))	2016	Socio-demographic survey and administrative records (Secretariat of Social and Urban Integration); Census - City Housing Institute

SDG	TARGET	INDICATOR	LEVEL	BASELINE		MOST RECENT VALUE	YEAR	BASELINE SOURCE
				VALUE	YEAR			
7 Affordable and clean energy	7.1 By 2030, ensure universal access to affordable, reliable and modern energy services	7.1.1 Percentage of households with grid electricity	I	99.5%	2010	99.50%	2010	National Population Census, Dwellings and Housing. - National Institute for Statistics and Censuses (INDEC)
		7.1.1.1 Percentage of population with access to electricity, in neighborhoods undergoing redevelopment and integration processes	Complementary	Barrio 31 neighborhood: 98.2% (informal access); Barrio 20 neighborhood: 99.6% (86.1% without power meter, 13.6% with power meter, 0.4% no connection); Rodrigo Bueno neighborhood: 99.2% (99.2% without power meter, 0% with power meter, 0.8% no connection); Fraga neighborhood: 99.8% (90.4% without power meter, 9.3% with power meter, 0.2% no connection)	2016	Barrio 31 neighborhood: 98.2% (informal access); Barrio 20 neighborhood: 99.6% (86.1% without power meter, 13.6% with power meter, 0.4% no connection); Rodrigo Bueno neighborhood: 99.2% (99.2% without power meter, 0% with power meter, 0.8% no connection); Fraga neighborhood: 99.8% (90.4% without power meter, 9.3% with power meter, 0.2% no connection)	2016	Socio-demographic survey and administrative records (Secretariat of Social and Urban Integration); Census - City Housing Institute
		7.1.1.2 Percentage of population with access to clean cooking fuels in neighborhoods undergoing redevelopment and integration processes	Complementary	Barrio 31 neighborhood: 97.4%; Barrio 20 neighborhood: 0.9% without gas, 2.6% without meter, 91.3% gas cylinder, 5.4% with meter; Rodrigo Bueno neighborhood: 1.9% without gas, 2.1% without meter, 96.3% gas cylinder, 0% with meter; Fraga neighborhood: 93% without gas, 4.1% without meter, 1.7% gas cylinder, 1% with meter	2016	Barrio 31 neighborhood: 97.4%; Barrio 20 neighborhood: 0.9% without gas, 2.6% without meter, 91.3% gas cylinder, 5.4% with meter; Rodrigo Bueno neighborhood: 1.9% without gas, 2.1% without meter, 96.9% gas cylinder, 0% with meter; Fraga neighborhood: 93% without gas, 4.1% without meter, 1.7% gas cylinder, 1% with meter	2016	Socio-demographic survey and administrative records (Secretariat of Social and Urban Integration); Census - City Housing Institute
		7.1.2 Percentage of population with access to clean cooking fuels	I	99.8%	2010	99.80%	2010	Vital statistics
	7.2 By 2030, increase substantially the share of renewable energy in the global energy mix	7.2.1 Number of smart roofs and installations registered in map	I	102	2019	229	2021	APrA, GCBA
	7.3 By 2030, double the global rate of improvement in energy efficiency	7.3.1 Energy intensity measured in terms of total internal energy supply	I	0.04 MWh per year/\$-thousand of pesos	2015	0.04 MWh per year/\$-thousand of pesos	2015	ICA
		7.3.2 Energy intensity measured in terms of primary energy	I	158GB/year	2013	158GB/year	2013	Calculation from the General Directorate of Public Lighting (DGALUM) based on Inventory and installed power
8 Decent work and economic growth	8.2 Achieve higher levels of economic productivity through diversification, technological upgrading and innovation, including through a focus on high-value added and labor-intensive sectors	8.2.1 Annual growth rate of GGP per capita	I	\$ 636089	2017	\$ 636089	2017	DGEyC, GCBA
	8.3 Promote development-oriented policies that support productive activities, decent job creation, entrepreneurship, creativity and innovation, and encourage the formalization and growth of micro-, small- and medium-sized enterprises, including through access to financial services	8.3.1 Interannual variation in the creation of companies based on the total number of registered companies	I	343	2016	343	2016	Income tax register
	8.5 By 2030, achieve full and productive employment and decent work for all women and men, including for young people and persons with disabilities, and equal pay for work of equal value	8.5.1 Employment rate of the working age population	I	50.0%	2017	49.20%	2021	General Directorate for Statistics and Censuses (Ministry of Treasury and Finance - GCBA). Quarterly Employment and Income Survey (ETOI for its acronym in Spanish).
		8.5.4 Gender gap in labor income	I	-21.80%	2017	-13.10%	2020	SIGBA (DGEyC)
	8.6 By 2020, substantially reduce the proportion of youth not in employment, education or training	8.6.1 Unemployment rate of young people aged 18-29 and over	I	15.18	2018	17.5	2021	DGEyC, GCBA
		8.6.2 Young people participating in programme POTENCIATE	II	76000	2020	76000	2020	MDEyP, GCBA
	8.9 By 2030, devise and implement policies to promote sustainable tourism that creates jobs and promotes local culture and products	8.9.1. Employment registered in the characteristic branches of tourism (RCT for its acronym in Spanish.)	I	152.1 thousands	2017	147.9 thousands	2019	ENTUR, GCBA
		8.9.2 International tourism expenditure through Ezeiza and Aeroparque airports and the Port of Buenos Aires	I	US\$ 1868 millions	2017	US\$ 1839 millions	2019	International Tourism Survey (ETI), National Institute for Statistics and Censuses (INDEC) - Tourism Secretariat (SECTUR)
		8.9.3 National tourism expenditure	I	US\$ 645 millions	2019	US\$ 645 millions	2019	ENTUR, GCBA
		8.9.4 Total international tourists in the City of Buenos Aires	I	2.56 millions	2017	2.93 millones	2019	ENTUR based on the International Tourism Survey (ETI) and National Directorate of Migration
		8.9.5 Total national tourists in the City of Buenos Aires	I	6.9 millions	2019	6.9 millions	2019	ENTUR, GCBA

SDG	TARGET	INDICATOR	LEVEL	BASELINE		MOST RECENT VALUE	YEAR	BASELINE SOURCE
				VALUE	YEAR			
9 Industry, Innovation and Infrastructure	9.1 Develop quality, reliable, sustainable and resilient infrastructure, including regional and transborder infrastructure, to support economic development and human well-being, with a focus on affordable and equitable access for all	9.1.1 Number of kilometers of the Metrobus network	I	0 km	2010	62.5 km	2021	Secretariat for Transport and Public Works, GCBA
		9.1.1.1 Number of passengers that travel by subway, on average per working day, per line	Complementary	Line A: 249,641 Line B: 351,037 Line C: 195,407 Line D: 333,281 Line E: 87,407 Line H: 133,749	abr/21	Line A: 249,641 Line B: 351,037 Line C: 195,407 Line D: 333,281 Line E: 87,407 Line H: 133,749	abr/21	SBASE
		9.1.1.2 Number of passengers transported by subway, on average per business day, all lines	Complementary	1350520	2019	1300000	2021	SBASE
		9.1.2 Number of kilometers of bicycle lanes	I	0 km	2007	277	2022	Secretariat for Transport and Public Works, GCBA
		9.1.3 Percentage of trips on public transport per day	Complementary	86.5%	2018	86.5%	2018	Biannual public transport user satisfaction survey, Secretariat for Transport
		9.1.4 Percentage of progress in planned public works of the hydric plan	Complementary	54.35%	jun/21	98%	2022	Secretariat of Management Planning, Evaluation and Coordination, GCBA
	9.2 Promote inclusive and sustainable industrialization and, by 2030, significantly raise industry's share of employment and gross domestic product, in line with national circumstances, and double its share in least developed countries	9.2.1 GGP per employed population	I	\$740567	2017	\$ 740567	2017	Own elaboration, General Directorate for Statistics and Censuses -(DGEyC), based on Permanent Household Survey (EPH), 4º quarter 2017 (INDEC)
		9.2.2. Unregistered employment rate	I	17.7	2015	9.6	2021	EAH (DGEyC)
	9.5 Aumentar la investigación científica y mejorar la capacidad tecnológica de los sectores industriales de todos los países, en particular los países en desarrollo, entre otras cosas fomentando la innovación y aumentando considerablemente, de aquí a 2030, el número de personas que trabajan en investigación y desarrollo por millón de habitantes y los gastos de los sectores público y privado en investigación y desarrollo	9.5.1. Level of investment in research and development activities in relation to GGP	I	0.68%	2015	0.68%	2015	DGEyC, GCBA
		9.5.2 Public Wi Fi spots	Complementary	897	2020	897	2021	JGM, GCBA
10 Reduced inequalities	10.2 By 2030, empower and promote the social, economic and political inclusion of all, irrespective of age, sex, disability, race, ethnicity, origin, religion or economic or other status	10.2.1 Number of initiatives that promote inclusion and the promotion and protection of human rights	III	300 initiatives	2018	300 initiatives	2018	Undersecretariat for Human Rights and Cultural Pluralism
		10.2.1.1 Population directly impacted by public initiatives of social inclusion, accompaniment and protection of human rights	Complementary	15500	2018	15.500	2018	Undersecretariat for Human Rights and Cultural Pluralism
	10.3 Ensure equal opportunity and reduce inequalities of outcome, including by eliminating discriminatory laws, policies and practices and promoting appropriate legislation, policies and action in this regard	10.3.1 Number of integration actions that promote non-discrimination	III	80 actions	2018	80 actions	2018	Undersecretariat for Human Rights and Cultural Pluralism
		10.3.1.1 Population participating in integration actions that promote non-discrimination, cultural pluralism, sexual diversity and the promotion of Human Rights	Complementary	900000	2018	900.000	2018	Undersecretariat for Human Rights and Cultural Pluralism
11 Sustainable cities and communities	11.1 By 2030, ensure access for all to adequate, safe and affordable housing and basic services and upgrade slums	11.1.1 Percentage of population living in deficient quality housing with irregular tenure	I	1.10%	2010	1.10%	2010	National Population Census, Dwellings and Housing, INDEC
		11.1.2 Population density of the city (inhabitant/km2)	III	15017	2017	15038	2021	DGEyC, GCBA
	11.2 By 2030, provide access to safe, affordable, accessible and sustainable transport systems for all, improving road safety, notably by expanding public transport, with special attention to the needs of those in vulnerable situations, women, children, persons with disabilities and older persons	11.2.1 Percentage of population within 5 blocks of a public transport station or stop	I	99.70%	2010	99.70%	2010	Own elaboration, Secretariat for Transport, based on National Population Census, Dwellings and Housing (INDEC) and existing lines of public transport
		11.2.2 Percentage of subway stations with WIFI access	Complementary	0:05:27	may/21	0:05:27	may/21	SBASE
		11.2.3 Average frequency of subways during peak hours on working days, per line	Complementary	100%	2019	100%	2019	SBASE
		11.2.4 Percentage of stations with accessibility (lifts and escalators in operation)	Complementary	79% lifts 93% escalators	may/21	79% lifts 93% escalators	may/21	SBASE
		11.2.5 Number of permanent pedestrian areas	Complementary	2	2016	6	2021	MEPHU, GCBA
		11.2.6 Number of Ecobici users	Complementary	161000	2015	600000	2019	Secretariat for Transport and Public Works, GCBA
		11.2.7 Number of bicycle commutes	Complementary	263454 (Ecobici) 405000 (total bicycles)	2021	263.454 (Ecobici) 405.000 (total bicycles)	may/21	Secretariat for Transport and Public Works, GCBA
		11.2.8 Number of Ecobici stations	Complementary	230	apr/21	230	apr/21	Secretariat for Transport and Public Works, GCBA
	11.4 Strengthen efforts to protect and safeguard the world's cultural and natural heritage	11.4.1 Number of public and private bodies registering their movable cultural property in the computer systems of the Ministry of Culture	I	10	2015	10	2015	Unique Registry of Cultural Assets implemented by the Directorate General for Heritage, Museums and the Historical Centre (DGP MYCH for its acronym in Spanish), Ministry of Culture of the City
		11.4.2 Number of property assets of cultural institutions	I	38257	2015	38257	2015	Unique Registry of Cultural Property (Museums)
		11.4.3 Number of Historic Protection Areas (HPAs for its acronym in Spanish) and Buffer Zones	I	40	2015	40	2015	Urban planning Code
		11.4.4 Number of people trained annually in conservation and rescue of cultural property	I	111	2018	111	2018	Database of students trained at the Escuela Taller del Casco Histórico

SDG	TARGET	INDICATOR	LEVEL	BASELINE		MOST RECENT VALUE	YEAR	BASELINE SOURCE
				VALUE	YEAR			
11 Sustainable cities and communities	11.4 Strengthen efforts to protect and safeguard the world's cultural and natural heritage	11.4.5 Number of participants in activities to raise awareness and disseminate the tangible and intangible heritage	I	465000	2018	465000	2018	Annual register of attendees to activities of the Operation Management of Heritage, Museums and Historical Centre; Sessions; etc.
	11.6 By 2030, reduce the adverse per capita environmental impact of cities, including by paying special attention to air quality and municipal and other waste management	11.6.1 Total tons (on an annual basis) at Ecological Coordination in the Metropolitan Area (CEAMSE, for its acronym in Spanish) landfill	I	1497656 tn	2012	1071944.3 tn	2018	SSHU, GCBA
		11.6.2 Annual Arithmetic Mean of PM10 in ug/m3	I	26 (µg/m3 PM10)	2016	23 (µg/m3 PM10)	2021	Annual Statistics of Atmospheric Monitoring Stations - Operation Management of Environmental Determinations and Laboratory
	11.7 By 2030, provide universal access to safe, inclusive and accessible, green and public spaces, in particular for women and children, older persons and persons with disabilities	11.7.1.1 Area of green spaces per inhabitant	I	6.08 (m2/hab)	2016	6.7 (m2/hab)	2021	DGEyC, GCBA
		11.7.1.2 Number of hectares of public and green space	Complementary	1826.1	2016	2063	2019	DGEyC, GCBA
		11.7.1.3 Green space protection initiatives	I	Sanction of the Contaminated Sites Management Law (Law N.º 6117)	2019	Sanction of the Contaminated Sites Management Law (Law N.º 6117)	2019	DGEVA
		11.7.1.4 Number of m2 of public spaces for new uses (regenerated public space, gastronomic zones, recreation zones)	Complementary	To be defined	2020	390000 m2	2020	MEPHU, GCBA
12 Responsible Consumption and Production	12.5 By 2030, substantially reduce waste generation through prevention, reduction, recycling and reuse	12.5.1 Daily proportion (annual basis) of treated waste over the total generated waste	I	78%	2018	78%	2018	SSHU, GCBA
		12.5.1.1 Daily tons of recyclables (domestic and assimilated to domestic) treated in Villa Soldati Recycling Center	Complementary	1380 tons	2018	1380 tons	2018	SSHU, GCBA
		12.5.1.2 Daily tons (other flows) treated at the City Recycling Center and MBT plant, at the Villa Soldati Recycling Center	Complementary	4340 tons	2018	4340 tons	2018	SSHU, GCBA
		12.5.2.1 Number of tons of WEEE recovery	Complementary	240 tons	2018	240 tons	2018	GOREGU - DGPOLEA - APRA, GCBA
		12.5.2.2 Number of litres od AVUS recovered	Complementary	35000 litres	2018	35000 litres	2018	GOREGU - DGPOLEA - APRA, GCBA
		12.5.3 Tons of RAEEs managed	I	278	2019	139	2020	SECA, GCBA
		12.5.4 Porportion of residents that separate waste at home	II	45%	2020	49%	2022	SECA, GCBA
	12.7 Promote public procurement practices that are sustainable, in accordance with national policies and priorities	12.7.1 Number of specifications with sustainability criteria out of the total number of centralized hiring	I	67%	2018	67%	2018	Electronic Transaction Platform "Buenos Aires Compra" (BAC)(Ministry of Treasury and Finance)
13 Climate action	13.1 Strengthen resilience and adaptive capacity to climate-related hazards and natural disasters in all countries	13.1 Land area protected from flooding after rainstorm events with an intensity of up to the equivalent of Tr=10 years (km2)	I	2	2018	2	2018	Hydraulic Plan Special Project Unit, GCBA
	13.2 Integrate climate change measures into national policies, strategies and planning	13.2.1 Greenhouse gases emissions (tCO2eq/year)	I	13100079 tCO2eq/yr	2016	11743110 tCO2eq/yr	2018	APrA, GCBA
		13.2.2 Air Pollutant Reduction - Average Carbon Monoxide Concentrations (PPM)	Complementary	To be defined	To be defined	0.6 PPM	2021	APrA, GCBA
	13.3 Improve education, awareness-raising and human and institutional capacity on climate change mitigation, adaptation, impact reduction and early warning	13.3.1 Number of residents reached by environmental awareness and adoption of new sustainable habits activities	I	137831	2019	63947	2021	APrA, GCBA
15 Life on land	15.1. By 2020, ensure the conservation, restoration and sustainable use of terrestrial and inland freshwater ecosystems and their services, in particular forests, wetlands, mountains and drylands, in line with obligations under international agreements	15.1.1 Number of protected hectares in the City	I	385 hectares	2016	411,5	2022	SECA, GCBA
		15.1.2 Number of animal and plant species reintroduced in conservation areas	I	3637	2020	3737	2020	SECA, GCBA
		15.1.3 Number of visitors of conservation areas	II	1500000	2020	1500000	2022	SECA, GCBA
	15.2. By 2020, promote the implementation of sustainable management of all types of forests, halt deforestation, restore degraded forests and substantially increase afforestation and reforestation globally	15.2.1 Percentage of the surface area of the Lago Lugano Natural Park Reserve recovered	I	15%	2019	15%	2019	SGORE Records, APrA, GCBA
		15.2.2 Number of hectares of Conservation Areas opened to the public	II	363.6	2019	403	2022	SECA, GCBA
		15.2.3 Number of planted trees	II	To be defined	To be defined	445000	2021	SSGCOM, GCBA
	15.5 Take urgent and significant action to reduce the degradation of natural habitats, halt the loss of biodiversity and, by 2020, protect and prevent the extinction of threatened species	15.5.1 Number of programs for the conservation of native flora and fauna	I	5	2019	4 Programs, subdivided in 30 projects	2022	SECA, GCBA
16 Peace, justice and strong institutions	16.3 Promote the rule of law at the national and international levels and ensure equal access to justice for all	16.3.1 Number of cases of women who have suffered gender-based violence and received assistance from the Center for Coordination and Control (CUCC, for its acronym in Spanish) and the Undersecretariat of Justice	I	86	2019	86	2019	Monitoring Center, Undersecretariat of Justice
		16.3.2 Percentage of mediations concluded with agreement	I	71%	2018	71%	2018	General Directorate for Registration and Mediation, Undersecretariat of Justice

SDG	TARGET	INDICATOR	LEVEL	BASELINE		MOST RECENT VALUE	YEAR	BASELINE SOURCE
				VALUE	YEAR			
16 Peace, justice and strong institutions	16.3 Promote the rule of law at the national and international levels and ensure equal access to justice for all	16.3.3 Number of requests and claims filed with the Ombudsman's Office	Complementary	7436	2016	5035	2021	DGSOCAI, GCBA
	16.5 Substantially reduce corruption and bribery in all their forms	16.5.1 Active Transparency Subindex	I	59%	2017	63%	2019	Ministry of Government, GCBA
	16.6 Develop effective, accountable and transparent institutions at all levels	16.6.1. Number of City's Commitments made to the citizenship	I	20	2016	117	2022	SSGOARCU, GCBA
	16.7 Ensure responsive, inclusive, participatory and representative decision-making at all levels	16.7.1 Number of civil society organizations, academia and companies involved in open government initiatives	I	50	2020	100	2022	SSGOARCU, GCBA
	16.10 Ensure public access to information and protect fundamental freedoms, in accordance with national legislation and international agreements	16.10.1 Existence of a law on access to public information	I	Existence of the Law N° 104	2016	Creation of the Guarantor Organization for the Right of Access to Information	2018	DGSOCAI, GCBA
		16.10.2 Number of queries made regarding information access	Complementary	1963	2017	4879	2020	DGSOCAI, GCBA
		16.10.3 Percentage of requests for access to information answered in proper forma	Complementary	83%	2017	89.60%	2020	DGSOCAI, GCBA
		16.10.4 Number of datasets in BA Data	Complementary	400	2020	493	2022	SSGOARCU, GCBA
17 Partnerships for the goals	17.9 Enhance international support for implementing effective and targeted capacity-building in developing countries to support national plans to implement all the sustainable development goals, including through North-South, South-South and triangular cooperation	17.9.1. Percentage of initiatives of international cooperation that aim to implement SDGs at the local level	I	100%	2016	100%	2021	Dirección General de Relaciones Internacionales y Cooperación, GCBA
	17.16 Enhance the global partnership for sustainable development, complemented by multi-stakeholder partnerships that mobilize and share knowledge, expertise, technology and financial resources, to support the achievement of the sustainable development goals in all countries, in particular developing countries	17.16.1. Percentage of networks of cities in which the City of Buenos Aires participates with the aim of supporting the achievement of the SDGs	I	100%	2016	100%	2021	General Directorate for International Relations and Cooperation
	17.17 Encourage and promote effective public, public-private and civil society partnerships, building on the experience and resourcing strategies of partnerships	17.17.1 Number of Civil Society Organizations member of the Strategic Planning Council (CoPE for its acronym in Spanish)	I	152	2015	232	2022	CoPE, UCPE
		17.17.2 Number of Participatory Strategic Plans and/or updates made by the Strategic Planning Council (CoPE)	I	3	2015	7	2021	CoPE, UCPE
		17.17.3 Number of Bills submitted by the Strategic Planning Council (CoPE) to the Legislature	I	13	2015	32	2021	CoPE, UCPE
		17.17.4 Number of Recommendations submitted by the Strategic Planning Council (CoPE) to the Executive Branch	I	8	2015	19	2021	CoPE, UCPE
		17.17.5 Number of round tables on consensus of Government Policies with Civil Society Organizations	I	0	2015	25	2021	CoPE, UCPE