



**SUSTAINABLE
DEVELOPMENT GOALS**

Agenda 2063



THE AFRICA WE WANT



THE REPUBLIC OF UGANDA

NGORA DISTRICT LOCAL GOVERNMENT

VOLUNTARY LOCAL REVIEW (VLR) REPORT



**IMPLEMENTATION OF SUSTAINABLE DEVELOPMENT AGENDA
(SDGs, AGENDA 2030 & AGENDA 2063)**

MARCH 2020

FOREWORD



Ngora District Local Government is the first Local and Rural Government in the whole world to conduct a Voluntary Local

Review (VLR) in February 2020. It's therefore been a platform to identify areas of good and bad performance as well as the weak points. The VLR also gave an avenue for Local Government to project forward strategies to improve especially in areas that were identified as poorly performing.

Implementation of Sustainable Development Agenda (SDGs, Agenda 2020 and Agenda 2063) in Ngora district has been an important aspect yet ignored. This has been done on implementation of day to day activities even unknowingly.

The five (5) objectives of Ngora District Local Government Development Plan¹ have been aligned to the strategies and principles of Agenda 2063, along with the Uganda Vision 2040 and the district goal as well that goes as ***“To Increase average household incomes & improve the quality of life of people of Ngora”*** which is also in line with the SDGs.

This VLR report will therefore act as tool to inform ***Ngora District Development Plan 2020/21 to 2024/25***, also guide in the allocation of scarce resources. The report also highlights the level of effort that must be demonstrated by all stakeholders to cause a positive change in especially sectors lagging behind in performance like Agriculture, Health and Roads.


I would like therefore to extend my humble appreciation to the United Nations

Economic Commission for Africa (UNECA) for the opportunity that Ngora District Local Government was offered for the VLR exercise that has just been concluded.

The coordination role of the SDG Secretariat was pivotal in the VLR process.

Special thanks also go to all the Development Partners, Civil Society Organizations(CSOs), None Governmental Organization(NGOs), Community Based Organizations(CBOs), media, youth, women, and elderly, Parent Teacher Associations(PTAs), School management Committees(SMCs), and Health Unit management Committees(HUMCs) who participated in this multi-tasking process to have this review undertaken. As a District Council, we shall remain committed to successful implementation of SDGs, Agenda 2030 and 2063 of leave no one behind even for the next five years, all resources will be optimally used to transform the lives of our communities in a fair and transparent manner as the country drives vision 2040¹ and middle income status.

For God and My Country



Eumu Benard

District Chairperson

Ngora District Local Government

¹ <https://www.gou.go.ug/content/uganda-vision-2040>

ACKNOWLEDGEMENT

The Voluntary Local Review (VLR) has offered Ngora District Local Government vast opportunities to explore all avenues on how to improve and delve further on challenges that have been unearthed by the exercise, thus develop grounds to improve and perhaps perform better.



For Ngora district to move steadfast in development, then the Sustainable Development agenda is one key area to reckon with. The principle of *“leave no one behind”* in the Agenda 2030 actually deserves more concerted effort for it to be realized. It’s against this background that I urge all of us to embark implementation of the 17 SDGs, Agenda 2030, and 2063 through mainstreaming in our District Development Plan, annual work plans and budgets as well, such greater results can be realized.

This review report integrates a tremendous amount of effort by a number of people, organizations and partners, each of whom played a critical role in ensuring success of this project.

Special thanks and acknowledgement is due to the Heads of Department for their outstanding performance over the entire review process of adapting questionnaires, assembling and supervising an external review team. This was all done proficiently amidst a challenging environment and within a very tight timeframe.


The District would also like to express its heartfelt gratitude to the Development Partners, NGOs, CSOs, CBOs, Heads of Institutions, PTAs, SMCs and HUMCs for their full cooperation and active participation in providing information for this VLR exercise. You made yourselves

available amidst very challenging and tight schedules within your organizations. Your close familiarity with the implementation of the district plan over the recent years was critical in the success of desk reviews, stakeholder interviews and of course the findings and interpretations in this report.

My greatest debt of gratitude is to the UNECA, for the financial and technical support that enabled the VLR in Ngora district to take place. Our appreciation also goes to the technical expert Ms Grace Alupo a Consultant of UN Economic Commission for Africa for supporting the district technically through design of the methodology, roadmap, tools, field data collection, analysis and putting this report together.

Appreciation also goes to entire district Political leadership headed by Hon. Eumu Benard, as well as Hon. Amongin Jacqueline the Woman Member of Parliament), Heads of Departments, Sub-county officials who so warmly offered their experience with the district in the course of the implementation of the SDGs, agenda 2030 and agenda 2063. We are confident that this effort will contribute to the realization of the sustainable development goals for inclusive prosperity of Ngora District.

Special thanks also go to all the technical staff of Ngora District Local Government for sparing their time to provide views and all relevant information (both qualitative and quantitative data) that was required to produce this report.



Mawejje Andrew

**Chief Administrative Officer
Ngora District Local Government**

TABLE OF CONTENTS

FOREWORD.....	I
ACKNOWLEDGEMENT.....	IV
TABLE OF CONTENTS	1
LIST OF TABLES AND FIGURES.....	2
LIST OF ACRONYMS	3
BACKGROUND	4
HIGHLIGHTS	5
INTRODUCTION.....	8
1.1 BACKGROUND	8
1.1.2 OBJECTIVES OF THE VLR	8
1.1.1 CONTEXT OF NGORA DISTRICT	9
1.1.3 THE LINKAGES WITH NATIONAL, GLOBAL AND REGIONAL AGREEMENTS	11
2.0 METHODOLOGY AND PROCESS FOR PREPARATION OF THE VLR.....	13
2.1.1 DOCUMENT REVIEW	13
2.1.2 KEY INFORMANT INTERVIEWS	13
2.1.4 QUANTITATIVE TECHNIQUES	14
3.1 POLICY AND ENABLING ENVIRONMENT FOR IMPLEMENTATION	15
A) CREATING OWNERSHIP OF THE SUSTAINABLE DEVELOPMENT GOALS:	15
B) INCORPORATION OF SDGs IN THE DISTRICT PLANNING, IMPLEMENTATION, MONITORING & REPORTING FRAMEWORKS:	17
C) INTEGRATION OF ECONOMIC, SOCIAL, ENVIRONMENTAL DIMENSIONS.....	18
D) HOW NGORA DISTRICT HAS INTEGRATED THE PRINCIPLE OF “LEAVE NO ONE BEHIND”	20
1.2 PARTNERSHIPS	21
1.3 INSTITUTIONAL FRAMEWORK	21
4.1 PROGRESS ON GOALS AND TARGETS	21
4.1.1 OVERALL ANALYSIS OF PROGRESS	21
THE REVIEW MAINLY FOCUSED ON THE FOLLOWING INDICATOR.....	36
PROPORTION OF THE POPULATION THAT FEEL SAFE WALKING ALONE DURING THE DAY AROUND THEIR AREA;.....	36
5.1 MEANS OF IMPLEMENTATION	37
5.1.1 FINANCIAL INCOMES AND EXPENDITURE SINCE 2014/15 TO 2018/19	37
6.1 CONCLUSION AND NEXT STEPS	39

List of tables and figures

Figure	Details	Page No
Figure 1	Ngora District Performance against the 17 SDGs 2015 - 2019	Page 6
Figure 2	Map of Ngora	Page 10
Figure 3	Institutional framework	Page 11
Figure 4	Planning ladder	Page 13
Figure 5	District plan focus area	Page 19
Figure 6	Ngora SDG dashboard	Page 22
Figure 7	Trends in stunting and child wasting	Page 26
Figure 8	Trends in childhood mortality	Page 28
Figure 9	Women's and men's experience on violence	Page 32
Figure 10	Trends in functionality of rural water	Page 33
Figure 11	Trends in population that feel safe walking alone	Page 36
Figure 12	Revenue by source	Page 36
Figure 13	Revenue by source	Page 37
Figure 14	Departmental expenditure	Page 38
Figure 15	Sectoral distribution of government expenditure	Page 38
Figure 16	The National SDG coordination framework	Page 42
Table	Details	
Table 1	Percentage on Nutrition Nationally and Eastern region	Page 25
Table 2	Employment by Sector	Page 34
Table 3	Revenue by source	Page 37
Table 4	Annexes VLR implementation road map	Page 41
Table 5	SDG localized indicator framework	Page 44

LIST OF ACRONYMS

ARFSD	Africa Regional Forum on Sustainable Development
BFP	Budget Framework Paper
CSO	Civil Society Organisation
DDP	District Development Plan
LG	Local Government
LGDP	Local Government Development Plan
LGBFP	Local Government Budget Framework Paper
LLG	Lower Local Government
MDA	Ministry / Department / Agency
MAAIF	Ministry of Agriculture, Animal Industries and Fisheries
MoES	Ministry of Education & Science
MFPED	Ministry of Finance, Planning and Economic Development
MGLSD	Ministry of Gender, Labour and Social Development
MoH	Ministry of Health
MoWE	Ministry of Water and Environment
MoWT	Ministry of Works and Transport
MTR	Mid Term Review
NDP	National Development Plan
NPA	National Planning Authority
O&M	Operation & Maintenance
PBS	Program Budgeting System
PDCs	Parish Development Committees
PPP	Public Private Partnership
SACCO	Savings and Credit Cooperative
S/C	Sub County
SDP	Sub-County Development Plan
SMC	School Management Committee
SWG	Sector Working Group
TC	Town Council
UAAU	Urban Authorities Association of Uganda
UBOS	Uganda Bureau of Statistics
URA	Uganda Revenue Authority
URF	Uganda Road Fund
VHT	Village Health Teams
CPDs	Continuous Professional Development
FEWS	Famine Early Warning Systems Network
HLPF	High Level Political Forum
WASH	Water and Sanitation and Hygiene

BACKGROUND

Four (4) years and midway the implementation of the Agenda 2030 and the first 10-year implementation plan of Agenda 2063 respectively, there is serious concern that the goals of the two Agendas may not be achieved in Africa within the set time frame. While there's progress in the implementation of some Sustainable Development Goals (SDGs), there remains serious lags in many areas.

As part of efforts to step up the implementation scale and pace, countries in Africa Regional Forum on Sustainable Development (ARFSD) and High Level Political Forum (HLPF) in 2019 underlined the need to support Voluntary Local Reviews to ensure close alignment of national and sub-national development frame works including budgets, plans and legal frameworks with that of the goals of the Agenda 2030 and Agenda 2063.

Participative Voluntary Local Review (VLRs) were identified as an important tool for meaningful multi-stakeholder engagement and mobilization to advance the implementation of these two agendas. Ngora district therefore is privileged to be among the localities conducting the VLR in 2020.

This VLR for Ngora district is a follow up action of the Voluntary National Review that the country conducted as a readinessⁱⁱ exercise and report for the implementation of the SDGs. This comes after three years of Uganda having volunteered to be assessed for alignment of her policies strategic frameworks, legal frameworks which overall scored 75 per cent aligned to the Agenda 2030 on SDGs and Agenda 2063 of the African Union. The United Nations has since 2015 produced SDG progress reports which have shed light on the progress the country is making, this has helped in planning and refocusing efforts towards achievement of the SDGs.

The Ngora district local review assessed all the seventeen (17) SDGs but with emphasis on key targets that are already aligned with the District Development Plan (DDP). These include: increasing food security, improved health, increase in tree cover, increased access to quality education, and access to adequate safe and clean water. Therefore, the review indicates alignment of the DDP to the two agendas and thus a good basis for continued monitoring of progress against the set targets, for shared learning across other local Governments, Ngora district local review provides lessons and innovations on what the district has done in an effort to implement the set targets and accelerate achievement of goals and indicators as seen in the highlights of the review process and linkages with national; integration of SDGs and Agenda 2063 in the planning , Financing, monitoring and frameworks; Status of implementation of SDGs and corresponding Agenda 2063; how the district of Ngora has integrated sustainable agenda and the principle of leaving no one behind; the good practices and lessons learnt, challenges for national attention and the way forward below.

HIGHLIGHTS

Review Process and linkage with the national VNR process

Ngora District Voluntary Local Review process looked at the wider development spectrum covering Institutional framework, aspects of leaving no one behind, progress on implementation of sustainable development Goals, Analysis of the district Development Plan of 2015/2020, review of reports, policy and legal documents and feedback from interviews, focus group discussions, key informants and consultative meeting with selected groups. Review of key Government and UN reference documents on SDGs like the Hand book² for National Voluntary Local Review for aspects relating to local.

The Ngora VLR was carried out within the National Road Map for Sustainable Development Goals (SDGs) implementation. The review utilized the already existing coordination mechanisms and stakeholders both at National and at District level for provision of core information for the VLR. At National level the Office of the Prime Minister (OPM) was part of the process of Ngora VLR and the district level had both political and technocrats contributing to the VLR. The Minister of State in Charge of General Duties in the OPM coordinates the implementation of the SDGs and an SDG Secretariat was also put in place. Ngora District planner as focal person for the coordination of SDGs worked in close collaboration with OPM during the VLR exercise in the district.

Integration of the SDGs & agenda 2063 into planning, financing and monitoring and frameworks

Ngora District has integrated the sustainable development agenda and the aspirations of agenda 2063 in the district development processes, feasibility studies, budgets and in the district development plan 2015/2020. This is also anchored within the objectives and the performance monitoring indicators. The District development plan prioritised 5 objectives aligned to SDGs; Food security and better livelihoods, quality Health care, increased tree cover, quality primary and secondary Education and increased access to clean water. Within the priority areas, the rest of the 17 Goals are integrated.

Status of implementation of the SDGs and corresponding goals of Agenda 2063

Figure 1 Illustration of NGORA SDGs performance on SDGs as of 2019

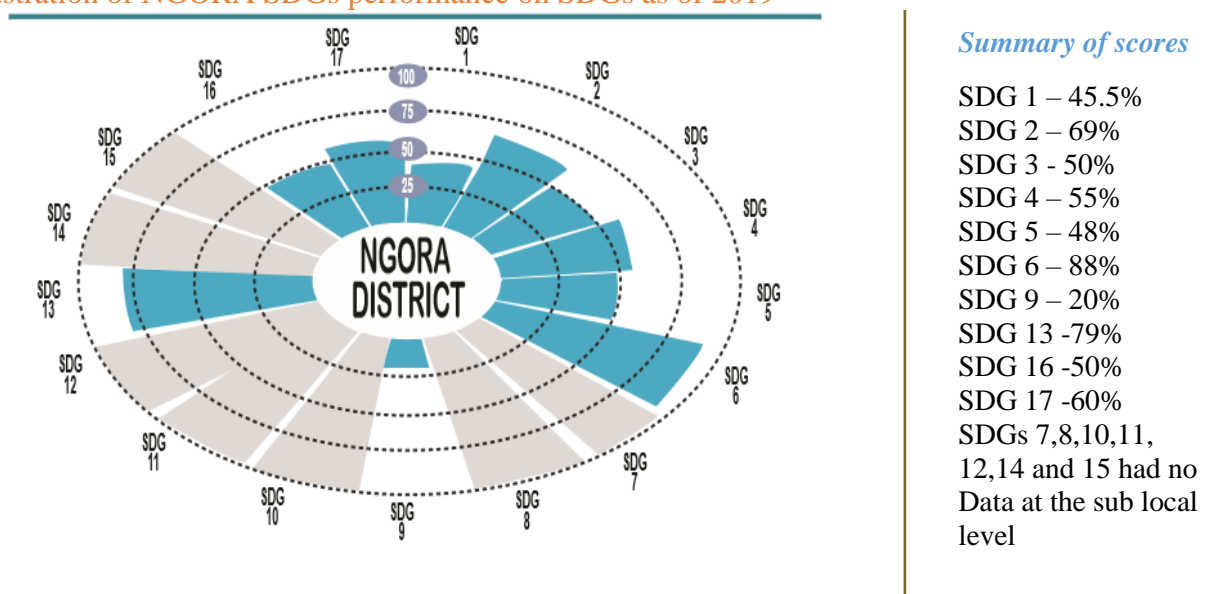


Figure1: Summary of district performance at a glance. Drawn by VLR Expert(*The lack of data for SDGs 7,8,10,11, 12,14 and 15 had at the sub local level points to both the challenge*

² https://sustainabledevelopment.un.org/content/documents/25245Handbook_2020_EN.pdf

of data and could mean that these goals are not very well integrated into development plan and not well implemented and monitored at the subnational level)

How Ngora district has addressed integrated & indivisible nature of SDGs & the principle of “leave no-one behind”

The district implements in a decentralized system of service delivery which is empowering and provide room for participation of different stakeholders at different levels, village, parish, sub-county to district and national in a coordinated approach.

Ngora District Local Government (DLG) has district technical planning committee where planning is done jointly and is led by the District planning unit which is also the SDGs coordinator. The planning brings together all the district Heads of Departments/Sectors, the Civil Society, private sector as well as local leaders and counsellors. The plans are generated right from the village level, to sub county then to the district where they are consolidated into one plan by the planning department ensuring harmony and inter dependence across the SDGs. There is joint monitoring of field activities and SGD thus allowing learning.

The district and sub counties are guided by the Local Government Planning Guidelines that put emphasis on mainstreaming across SDGs like gender and empowerment of women and girls and other vulnerable categories, human rights, population issues, HIV/AIDs and nutrition. This contributes to achievement of gender equality and empowerment of all women and girls and other vulnerable groups in an effort to leave no one behind.

Good practices & lessons learned

Ngora district demonstrated good practice in utilizing a partnership approach (as spelt out in Goal 17) to services delivery at different levels. At the district and sub-county level the activities are planned and implemented in partnership between the Local Government, Civil Society, private sector, religious leaders, cultural leaders, political leaders, the youth and women groups. VLR was an opportunity to unlock gaps and incorporate in the new DDPIII.

The Implementation of the sustainable development agenda created some results because it was State-led and was easy to integrate into existing coordination structures and ongoing processes and programs. It was easy to leverage on partnerships due to the inter dependence across Goals which has initiated close working across different stakeholders who contribute to the 17 SDGs.

Challenges encountered for national attention

Data was a key challenge identified especially disaggregated data at the district and sub county levels, which made analysis difficult. The National SDGs localised indicators are inadequate, need to be widened in number and to capture the aspects of quality that are very important for sustainable agenda. We found no set targets on SDGs thus making benchmarking of performance a challenge.

The sustainable development agenda has been mainstreamed within Ngora district development plan but there still exist capacity gaps up to the lower level especially on linkages between the interventions and the sustainable development targets and indicators.

The financial allocation formula provided by the Central Government to sub-national/district level lacks adequacy to allow integration across the SDGs. It needs to be strengthened to allow this flexibility. The guidelines on distribution of resources are inadequate and these do not look at the quality and sustainability of the services provided.

The mind-set issue and community attitude towards work and innovation has been as a result of inadequacy in education reforms. The existing education system does not train to create jobs. There is need for skilling and putting emphasis on vocational training institutions. This

current reform in education is on curriculum which targets a single class and with no adequate ~~match~~ match in terms of materials availability for both academic and co curriculum activities.

Next steps

Ngora district is looking at becoming a model district local Government for Uganda by working to support replication across other local Governments and cities within the country to have them volunteer and conduct voluntary local reviews as well as integrate the findings of the Voluntary Local Review of Ngora in to Policy, Legal and institutional frameworks of the country.

Ngora will champion Local launches, profiling and learning to accelerate the pace on implementation of the sustainable development agenda 2030 during these remaining 10 years. Leaders have committed to working together and noted that SDGs require massive action that leaves no one behind as well as no place left behind in the development processes.

The district is going forward to adopt this report as a working document and shall be approved by the council of Ngora district local government and it shall guide the planning and budgeting process. The report shall also be disseminated and published on the district website.



Member of Parliament Ngora, Resident commissioner, the Chair person, SDGs expert and Ngora community members.

INTRODUCTION

1.1 Background

This section of the report outlines the context and objectives of the VLR, features of Ngora district in the context of the SDGs; how the 2030 Agenda was reflected in the development planning and financing frameworks of the district as well as the policy and institutional architecture that we found supporting the implementation of all three dimensions of sustainable development: economic, social to environmental, and the key policy tools identified from the VLR that enabled this integration. The section highlights the links between the on-going district development work on sustainable development with the national and other relevant international development frameworks such as the Paris Agreement, Sendai Framework for Disaster Risk Reduction, the new urban agenda, and Africa Continent Free Trade Area Agreement.

1.1.2 Objectives of the VLR

The VLR in Ngora district targeted to review the level of implementation of agenda 2030, SDGs and African agenda 2063, which was achieved as all the 5 Lower Local Government (LLGs)were consulted through Focus Group Discussions and recording of group perceptions interviews. The other objective was to encourage continuous VLRs within Ngora district as well as other Local Governments. From the validation meeting conducted at the district, stakeholders agreed to continuously monitor actions agreed as well as monitor the level of implementation of agenda 2063, SDGs agenda 2030.

The district targeted to increase learning from lessons picked across other Local Governments, cities and countries through Voluntary National Reviews. For instance, Zimbabwe is able to compare localities since they are in more than one locality, Accra has integrated the VLRs within the ongoing processes thus reducing the costs of conducting VLRs The draft review report was presented at the Sixth Session of Africa Regional Forum on Sustainable Development that took place in Zimbabwe from 24th to 27th February 2020 as part of sharing and learning for better implementation of sustainable development agenda at the sub national level.

The last objective was to inform development processes through the recommendations and lessons generated from the VLR. This report was timely as Ngora District was preparing her next 5-year Development Plan 111 for the period 2021/16 - 2024/25 Therefore, most of the issues that came out of the review have been incorporated in the new plan. In order to elaborate the findings from this voluntary local review, the survey was able to analyse the context of the study by looking at Ngora within national location as well as Ngora as district politically, geographically and how its governance structure is placed in line of the sustainable development agenda as seen below.

1.1.1 Context of Ngora District

Geographically Ngora District, one of the 134 rural districts, its located in the Eastern part of Uganda. The district has a total population of 142,487 with 74,270 females and 68,217 males (Census 2014). The population projection for 2019/20 Is 165,800 people. Ngora district is approximately 326 kms from Kampala Capital City.

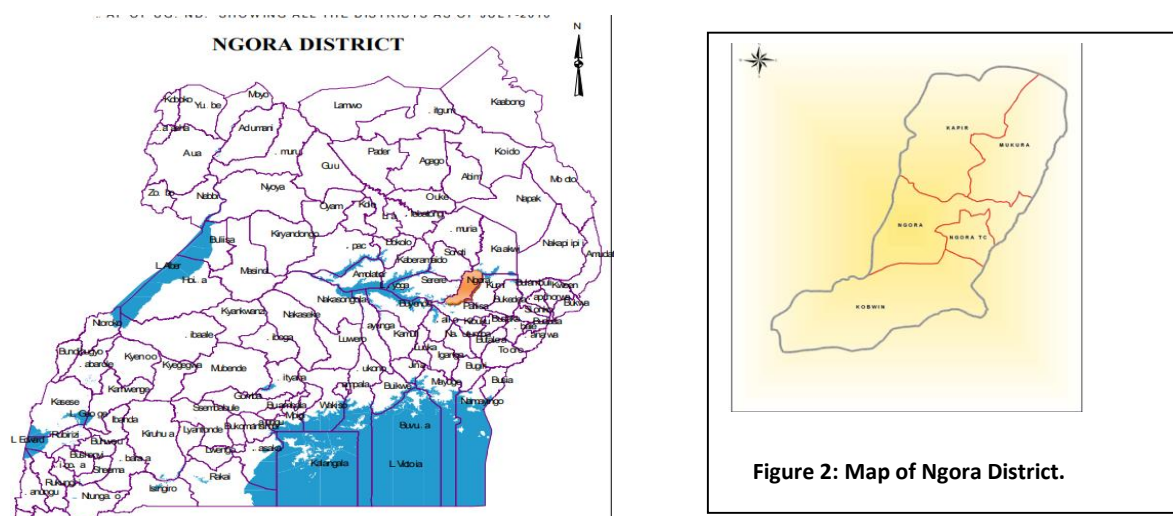


Figure 2: Map of Ngora District.

Social Context:

The district has a total of 23,683 households with an average household size of 7 persons. A total of 23.5 per cent of the households are female-headed, while 0.17 per cent of the households are headed by children (aged 10-17) and 20.5 per cent of the households are headed by the youths (aged 18-30 years); 57.7 per cent of the population is aged 0-17 years, 9.8 per cent persons aged 6-15 years do not attend school, 9.1 per cent females aged 6-15 years do not attend school as compared to 10.5 per cent of their male counterparts not attending school. Only 85 per cent of persons aged 6-15 years attending school. Ngora has one (1) County, 5 Lower Local Governments-LLGs (1 Town Council and 4 Sub-counties); the district has got 65 parishes and 139 villages.

This kind of social context indicates that there so many people that are vulnerable and thus a need to focus social services to empower them to contribute towards the sustainable development agenda.

Economic Context

The district's main activity is agriculture, both planting of crops and rearing of animals. However, this has not adequately raised income levels of the district thus leaving a good number of people below the poverty line. The district budget is mainly financed through the central Government allocations which, for the last four years (2015-2019), has been the highest

source of financing for the district contributing up to a total of 80 per cent. However, there are other finances that support projects mainly from civil society organizations. The VLR review established that local revenue collection is another source of financing for the district. The major sources of local revenue include property income which constitutes 54 per cent generated from market rent, animal husbandry related duties, agency fees, and registration of births and marriage certificates. Local tax constitutes 10 per cent of the local revenue and is in form of land fees, and business and other licenses. There are a large number of other potential revenue sources in the district that local revenue could be tapped from like revenue from tendered markets that need to be strengthened. However, one outstanding gap issue is that the local staffing in terms of Parish Chiefs who would help in revenue mobilization is too small to cover the entire sub county. For instance, Mukura sub county still has staffing gaps to be filled.

There will be need for the district to tap into other sources of local revenue that are not yet established especially land premium and ground rent through systems strengthening and development of key parameters for evaluation and full revenue exploitation. In addition, there is need to build capacity at Sub County and parish levels to set revenue targets as part of their performance measurement so that local revenue is fully exploited and efficiently and effectively utilized for implementation and sustainability of communal projects like roads that would connect people and enhance development.

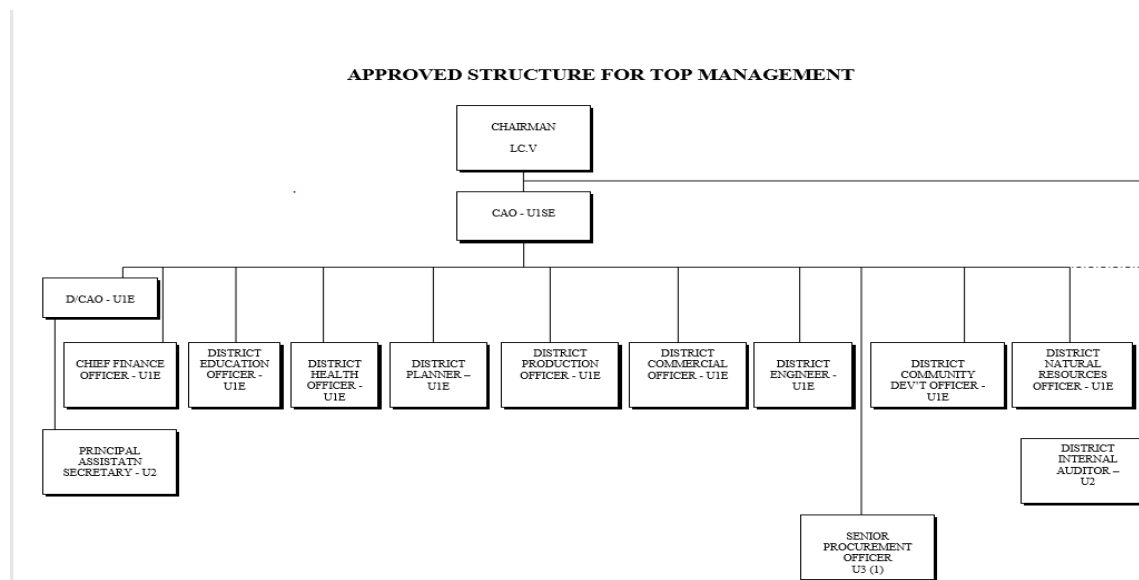
Political Context

The district has laws, policies, strategies and leadership that inform the district priorities. The district has both technical and political leadership where the Chief Administrative Officer leads the Technical team of the district while the District Chairperson leads the political arm of the district and playing the oversight role of monitoring implementation of programs. This creates a good balance in terms of accountability and transparency which are necessary for sustainability of services. The district has developed different laws in form of audiences to enhance the implementation of sustainable agenda, these laws are aligned to the national supreme law, the 1995 constitution of the Republic of Uganda.

Institutional and Governance structure

Ngora DLG operates in a decentralised system of governance that gives power to the lower local governments to raise their own resources and to develop plans from village level, harmonised at parish to form sub county plans that eventually feed into the District Development Plan (DDP).

Figure 3: Ngora District Local Government institutional framework



Source: Ngora district development plan 11

The district is headed by a CAO as Chief Accounting Officer, and together with Heads of Departments/Sector constitute the Technical Planning Committee. The political side is headed by the Chairperson Local Council 5 (LC 5), who also has an Executive Committee composed of Chairpersons of Sectoral Committees and cancelers

The above structure shows the main departments that have different mandates and together cover all the 17 Goals to a percentage of 85 per cent, except for a few Goals that are not so relevant for Ngora as a rural local Government, for example Goal 11 that is more relevant for cities, and Goal 14 about protecting our Oceans and Coasts since the district is land locked and has no access to a sea or ocean save for tributaries of lake Kyoga. The rest of the Goals fit within the mandate of the district through its approved management structure. The governance and institutional structure is a mirror of the key ministries at national level charged with the responsibility of planning and budgeting for sustainable development of communities such as Health; Works and Transport; Water and Environment; Education and Sports; Agriculture; Finance, Planning and Economic Development; and Gender, Labour and Social Development.

1.1.3 The Linkages with National, Global and Regional Agreements

Figure: 4 Planning Ladder



Ngora district plans are guided by a national vision 2040 that informs the development of Five-year development plans which are aligned with the with the district development plans. The plans come right from the village level to the parish and consolidated as sub county plans which are submitted to the district to inform the priorities of the 5-year district development plans. All the planning is guided by the National planning authority and the monitoring is coordinated by office of the prime minister. All these development frameworks right from the long term vision 2040, are linked to the sustainable development agenda as well as the 2063 agenda of the African Union.

Ngora district joined the global and regional advocacy on tree planting as part of the Paris Agreement, the DDP of 2015/16 to 2019/20 integrated this aspiration of the Paris Agreement by making tree planting one of its key performance indicators and third objective of the DDP. The link between the Paris Agreement and trees is clear as forests are key allies for combating climate change and meeting the long-term goal of restoring the ecological balance of planet Earth by the second half of the century. Ngora DLG motivated community members to plant trees and forests because of the key role they play in assisting efforts to meet the SDGs especially SDG Goal 13 that emphasizes urgent action to combat climate change and its impacts and Agenda 2063 Goal 7: that pushes for environmentally sustainable and climate resilient economies and communities. However, the district still needs to establish disaster risk management plans and implement them to realize change.

The trees are very important given their role is absorbing carbon, cleaning and cooling the air; acting as natural water pumps to sustain the water table; stabilizing soils; recycling nutrients for agriculture and supporting habitats for wildlife to name just a few of their gifts to humanity and Ngora district in particular.

In as much as the district had some idea about SDGs, there was a gap on awareness of Agenda 2063, district had limited know about the global development frameworks such as the Paris

Agreement, Sendai Framework for Disaster Risk Reduction, the new urban agenda, and Africa Continent Free Trade Area Agreement. These need to be popularize so that the localities appreciate the linkages. This calls for the need to popularize the SDG and the 2063 agenda

2.0 Methodology and process for preparation of the VLR.

This section elaborates the methodology that was adopted for the review, its scope, depth and limitations; it also elaborates the contribution of the different levels and sectors of Government to the review; the engagement of political/parliamentary representatives at different levels; and the engagement of stakeholders from civil society, representatives of vulnerable groups, academia, youths, the business sector as well as development partners.

The methodology was both qualitative and quantitative in nature and a stakeholder engagement map was developed to guide the consultation process. Stakeholder mapping and identification the key targets for consultation was done and participation of different stakeholders was considered. These included CSOs, Private Sector, government officials, management committees and local leaders, both at the district and national levels. A Focal point person was identified at the district as the district planner and at National level the Head of the SDGs secretariat to facilitate linkages with different key stakeholders.

2.1.1 Document review

The literature review looked at existing reports, national frameworks like the SDGs implementation framework, the second National Development Plan (NDP II and 111), and SDG reports prepared at National level. which included the Second District Development Plan, Annual work plans, quarterly physical progressive reports, DDP II Midterm Review Report, Budget Framework Papers, Budget Estimates, Annual Statistical Abstracts, Project profiles, Audit reports, Civil Society Organizations (CSOs) reports, National Development Plan II, Agenda 2030 on SDGs and agenda 2063 of the African Union. Consultative meetings were implemented in the 5 Lower Level Governments each composing 350 participants (the CSOs, CBOs, Private Sector, Opinion leaders, LCIIIs, Sub-county Chiefs, Parliamentarians, CDOs, Men, Youth, Women, Elders leaders, Special Interest Groups e.g. PWDs, PLHIV/AIDs, elders, religious leaders, SMCs, HUMCs, PTAs etc.). Focus Group Discussions (FGDs) were created and discussions centred on key targeted groups of women and youth mainly to collect their views and perceptions on development of their communities and their participation in the development processes. The FGDs were composed of 8-12 persons from different villages of the sub-counties.

2.1.2 Key Informant Interviews

Key Informant Interviews mainly targeted the District Chairperson (LC 5), Heads of Departments, CAO, RDC, District Executive Committee members, Heads of Institutions including schools and health facilities, heads of departments, ~~civil society organizations~~ CSOs, Private Sector, Parliamentarians, to mention but a few while the face to face interviews targeted mainly the Health Unit Management Committees (HUMCs), School Management Committees

(SMCs), Water User Committees, Development Partners, Private Sector, Opinion Leaders. Given their key role in the running of development programs and monitoring, they had great contribution towards the review.

2.1.3 Focus group discussions

The focus group discussions mainly focused on special interest groups such as Women, Youth, Elderly, People Living with HIV/AIDs, farmer groups, Community Associations, etc.

Radio talk shows and gathering feedback was the other key tool that attracted the participation of different leaders such as the District Chairperson, Member of Parliament, and Chief Administrative Officer, that participated in a live radio talk show where community members from all over the Eastern region provided feedback regarding development and what they need to see from their leaders which among others was accountability in itself. Stories of the VLR in Ngora district were also run on TV stations and aired on radios e.g. NTV and Voice of Teso Radio.

2.1.4 Quantitative techniques

For the purpose of this review, the quantitative data collection was mainly through analysis of Census data of 2014, statistical abstracts and district financial reports for the period of 2015 – 2019. This provided disaggregated data on population of the district, location, sub divisions, total number of villages, parishes, number of females, number of males, number of child headed households, the households headed by Youth, the households headed by females, the population of female children not school going, the population of male children not attending school and much more.

2.1.3 Data analysis and reporting

The exercise involved analysis of data based on themes like living no one behind, linkages between the district and national and regional frameworks, progress against the SDGs and Agenda 2063 these made it easy to categorize and interpret the information collected and report the situation on the ground. The provision of indicator set guided analysis of what the district has been able to do in the past four years from 2015 to 2019-This makes the report an interesting to read and easy to compare and pick learning across the continent especially among the localities that have conducted voluntary local reviews.

Report production and writing was a team effort, with the Consultant leading the report writing with support of Ngora district Planner and the Head of the Secretariat at the Office of the Prime Minister, who is the lead in coordinator for the Sustainable Development implementation in Uganda.

2.1.4 Report Validation and Launch

After all the above processes, Ngora had planned to conduct a multi-stakeholder validation meeting to validate the report and provide final input. This meeting was expected in March but

has been disrupted with the pandemic of Coronavirus Covid 19 which has since seen all public gatherings and public transport and schools burned with a stay at home recommendation as the country battles to fight the said virus.

Report presentation and dissemination amongst key stakeholders at the different levels was planned as a continuous process starting from March 2020. But has been overrun by Health lockdown in the country. However, we are planning to print some copies of the report and distributed to key stakeholders as well as the local government association for lesson sharing and replication of the VLR to other local governments.

3.1 Policy and enabling environment for implementation

This section of the report highlights the following components: creating ownership of the SDGs Sustainable Development Goals which basically looks at the involvement of the different stakeholders in the implementation process; incorporation of the SDGs in the district planning, implementation, monitoring and reporting frameworks; Integration of the three dimensions of sustainable development (social, economic, environmental) and how sustainable development policies are being designed and implemented to reflect such integration; Leaving no one behind, and how the principle has been mainstreamed in the implementation of the SDGs; and the institutional mechanisms and structure issues and barriers faced in implementation of Agenda 2030.

The National Planning Authority provides guidance and capacity building of local Governments to ensure they develop integrated plans that are lines with the national development plan and the vision 2040. NPA also provides local Governments with guidelines for planning and implementations of programs. The guidelines emphasis special consideration of vulnerable groups like the women and children and mainstreaming of gender for sustained development. The Ministry of Finance Planning and Economic development also provides the district with planning tools. At the time of the voluntary Local Review it was MoFPED was providing online budgeting tools this enables the district to practice transparent budgeting and utilization of resources., Parliament plays a key role in the planning processes especially the members of parliament that mobilized community members for different district programs. The SDG Secretariat at OPM and other development partners and UN agencies play a major role in setting the national development agenda: The Vision 2040, the NDPs (I & II, and now III being drafted) The alignment to SDGs; include other line Ministries, the Ministry of Local Government and DLGs such as Ngora by developing their own plans aligned to the national development framework. Here you could also highlight the National Planning Guidelines by NPA and the LG Planning Guideline for LGs by MoLG.

The office of the Prime Minister provided a set of localised SDGs indicators which guided in the review. It is these indicators that the survey based its analysis on performance against the sustainable development agenda.

a) Creating ownership of the Sustainable Development Goals:

At national level a road map and coordination mechanism was established. The SDGs are integrated into national processes through the National Standard Indicator (NSI) Framework. The NSI is a four-level hierarchical framework covering the Policy, Strategic, Programmatic

and Operational functions of Government. The NSI operationalises indicators in the NDPII and includes additional prioritised standard indicators³ for monitoring regional and international development frameworks (including the East African Community Agenda 2050, African Union Agenda 2063, and 2030 Agenda).

The National SDG Coordination Framework and the National SDG Roadmap

The implementation of SDGs is coordinated through the National SDG Coordination Framework. The Framework spells out clear mandates for planning, reporting, monitoring, resource mobilization, communication, advocacy and decision-making for implementation of the SDGs anchored within existing national coordination structures.

Planning, budgeting and resource allocation are guided by the NSI. The NSI indicators derive from the existing development plans in the sectors, Ministries, Departments and Agencies (MDAs) and Local Governments (LGs). Uganda uses Programme Based Budgeting (PBB), and resources are allocated to Key Performance

The implementation and progress towards the achievement of SDGs is tracked through the Coordination Framework which comprises of different stakeholders with different roles as seen below.

The Technical Working Groups are five in number including SDG Policy Coordination Committee (SDG-PCC) chaired by the Prime minister comprising of a membership of ministers and Heads of departments, The SDG Implementation Steering Committee (SDG-ISC) chaired by the Head of Public Service and Secretary to Cabinet with Membership of Permanent Secretaries, Heads of Mission, Cooperation and Agency , there is the National SDG Taskforce chaired by the Permanent Secretary, Office of the Prime Minister with Membership of Technical officers from OPM, MoFPED, MoICT&NG, MoFA, MoLG, NPA, UBOS, NEMA, UHRC, LDPG, UN, CSO SDG Core Reference Group and PSFU.

Working groups. The Coordination, M&E and Reporting TWG chaired by Office of the Prime Minister (OPM) with Membership of SWGs, MoLG, civil society, private sector, academia and development partners , there is also the Planning and Mainstreaming TWG chaired by National Planning Authority (NPA) comprising of Members from SWGs, MoLG, civil society, private sector, academia and development partners The other working group is the Resource Mobilisation and Financing TWG chaired by Ministry of Finance, Planning and Economic Development (MFPED) and has the membership of SWGs, MoLG, civil society, private sector, academia and development partners The Data TWG is chaired by Uganda Bureau of Statistics (UBOS) with its members including SWGs, MoLG, civil society, private sector, academia and development partners and lastly we have the Communication and Popularisation TWG chaired by Ministry of Information, Communication, Technology and National Guidance (MoICT&NG) with members from SWGs, MoLG, civil society, private sector, academia and development partners.

In Ngora district development processes there is different stakeholder involvement both from district level and at the sub local government level. There was evidence of involvement of legislative bodies like the Parliament of Uganda, the public, civil society and the private sector in planning and implementation of the sustainable development agenda. The district programmes involved vulnerable groups, particularly women and youth, as well as children, persons with disabilities, people living with HIV/AIDS, older persons, indigenous peoples as guided by section 35 of the Local Government Act (Cap 243) that requires district councils to

³ SDGs NDP11 localized indicators for Uganda 2016

prepare comprehensive and integrated development plans incorporating plans of lower local governments. The same section also obliges lower local governments to prepare development plans incorporating plans of Lower Local Councils in their respective areas of jurisdiction. Development plans therefore form a basic tool for implementation of decentralized development programs and service by government and non-government actors in local governments.

The law provides an enabling environment as seen in Article 190 of the Constitution of the Republic of Uganda 1995, which gives local governments power to develop plans inform the National Development Plan (NDP). Local government development plans are the main modality through which strategies and activities of the NDP are cascaded to the levels where citizens can participate and contribute to development ideas and priorities for development of their communities. The planning guidelines provided by the national planning authority to the local Government, were utilised for participatory planning that included all categories of people including risk groups like women, youth, people living with disability, people living with HIV/AIDS and children through their association and group leaders.

The district involved different stakeholders, CSOs that are contributing to the district development plan, the Local Council leadership that played a key role in budget review, approval and monitoring service implementation in the district as well as inaction of bi-laws and audiences and settling of disputes, the other category was the women, youth, people with disability and the Elderly, this category were catered for through Government programs that improved their livelihoods. The Technical staff at both district and sub-county were part of the planning and implementation as well as managing quantitative data and baseline for performance measurement. The Management structures including the school and Community Water management committees and members of the community.

b) Incorporation of SDGs in the district planning, implementation, monitoring & reporting frameworks:

Uganda was one of the first countries to develop its 2015/16–2019/20 National Development Plan which is about 76 per cent aligned with the SDGs. The district development plan of Ngora 2015/16 – 2019/20 is well aligned to NDP 11⁴ as well as the sustainable development agenda. The VLR was conducted by analysing the Second DDP 2015/16 to 2019/20 against the 17 SDGs, the corresponding agenda 2063 indicators, also analysed the alignment with the DDP II priorities. The assessment indicated alignment of the two agendas and the district plan. Ngora district in the 2015/16 to 2019/20 Development Plan targeted to achieve increased food security and better the livelihoods of the people of Ngora through increased agricultural production and marketing. It's clear from this point that this aligns with *SDG 2* of the SDGs as well as *agenda 2063 Goal-5: Modern agriculture for increased productivity and production and Goal-1: A high standard of living, quality of life and well-being for all citizens. Ngora DDP targets to improve access to quality Uganda National Minimum Health Care Package (UNMHCP) with emphasis on vulnerable population which aligns with SDG 3: The other priority is ensuring healthy lives and promotion of well- being for all at all ages. This also aligns with agenda 2063 Goal 3 that fosters healthy and well-nourished citizens. The Ngora second DDP investment*

⁴ <http://www.npa.go.ug/development-plans/national-development-plan-ndp/>

priority of construction of sanitation facilities and provision of desks, textbooks, and recruitment of competent teachers aligns with *SDG4 and agenda 2063 Goal 2* of well-educated citizens. Furthermore, coherence was identified; plant trees and increase the tree cover of Ngora district and the focus on increasing access to adequate, safe and clean water to the population. These correspond to *Goal 6 of the SDGs*.

The analysis on district development plan indicated mainstreaming of cross cutting issues like gender and empowerment of women and girls and other vulnerable categories, human rights, population issues, HIV/AIDs and environment. There is a separate department of social services that focuses on mainstreaming gender and empowerment of women, youth and girls. There was indication that the districts achieved good progress in this in the past 4 years.

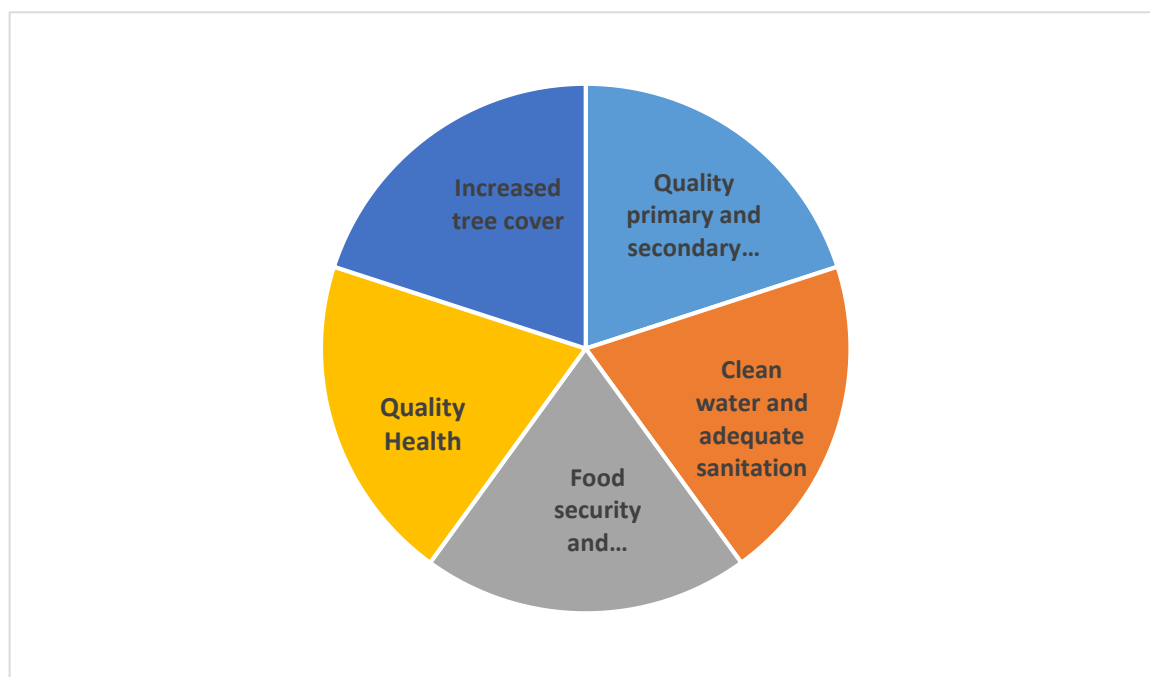
At the implementation level, there was evidence of different departments mainstreaming other Goals outside their core target Goal. For instance, Roads and Engineering department that is in charge of all road construction noted avoidance of using road making materials that require burning of tar using a lot of fire wood and cutting of trees which destroys the environment and now they have introduced the use of cold emulsion that just melts with sun shine thus indirectly responding to *SDG Goal 13* that calls for urgent action to combat climate change. In the same way, the department mainly recruits youth and also ensure girls or women are part of road work right from planning and women are called to provide meals thus addressing *SDG 5* that looks at achieving gender equality and empowering all women and girls. But at the same time, they give contribution to *SDG 1* on ending poverty through improved incomes among the most vulnerable people

During the VLR in Ngora, there was evidence of commitment from the district leadership to ensure that the SDGs and agenda 2030 are anchored into District Development Plans, the district has the technical planning committee which engages the political leaders, CSOs, technical people and the private sector. the Political leadership participates in the development, review and approval of District Development Plans, annual work plans and budgets. During the VLR, most leaders pledged their commitment to see to it that the sustainable development agenda informs the ongoing planning for the next five-years i.e. 2020/21 to 2024/25 as a way for total ownership of SDGs. the monitoring of District Development Programs is done jointly between the technical and political based on key indicators focused by the district development plan which aligns to the SDGs partnership in attainment of Goals. Reports come from the lower local Governments and submitted to the district Heads of departments who integrate and submit to the district planning unit for consolidation and submission to the ministry of Finance and ministry of local Government as well as different line ministries.

C) Integration of Economic, Social, Environmental Dimensions

This section discusses how the three dimensions of sustainable development (economic, social and environmental) are being integrated and how sustainable development policies are being designed and implemented to reflect such integration including we have also included an analysis of the relevant interlinkages among the goals and targets

Figure 5 Ngora DDP Focus areas 2015/16 – 2019/20



Ngora district is focusing on the 5 core areas shown in the diagram above. These are translated in to social services for the people. The program on food security and livelihood ensures that the population is supported to produce adequate food in order to end hunger, produce some for the market this therefore improves the incomes and thus dealing with the economic aspect of the economy. These programs are implemented while being mindful of their impact to the environment. For instance, the Agricultural programs discourage clearing of swamps which regulate the environmental changes. The cutting of trees to clear land for agriculture is discouraged and the communities are encouraged to grow trees alongside their land boundaries. For example, the district has been supporting the hard to reach people like the women and youth to become Economically empowered through provision of capital and revolving funds which have been invested to improve incomes in Agriculture and at the same time providing employment opportunities.

In addition, the Youth have been engaged in tree planting to earn income as well as protect the environment and improve on climate action. This is in addition to small-scale production and social protection programs like women empowerment programs was used to raise incomes for improved economic develop through revolving funds that enable the targeted communities and groups of women and youth to buy locally produced food, thus keeping income within the community.

The water and sanitation program aims at improving access to clean water and adequate sanitation. According to the Government guidelines for water provision, every village must have a water source this is intended to reduce the distance and time wasted walking long distances in search of water. The people have benefited from reduced walking distance which time they have allocated to other development activities aimed at raising incomes for the benefit of the economic dimension

Quality Health is implemented with a main objective of having a healthy population and a productive labor force. The health department has been able to implement a number of

programmes including immunization against tropical killer diseases. This has helped many for instance children to keep in good health thus saving on incomes available.

The district is also implementing a program on quality education for primary and secondary. This is meant to improve the social status so as to have students that graduate and compete economically from formal employment and businesses which intern increases the opportunity of employability thus targeting opportunity for earning economically.

In the implementation of increased tree cover, Ngora district encourages communities to plant trees with some incentives this has provided extra income. This has been seen to improve on the climate thus favoring Agriculture which is the main source of livelihood

On infrastructure development the district employs youth and women to cook as a way to increase incomes while taking in to consideration protection of environment by avoiding cutting trees to burn coal and Tar but rather using cold emulsion which melts with sun shine without cutting logs of trees which would affect environment through deforestation.

D) How Ngora district has integrated the principle of “*leave no one behind*”

1.1 Targeted programming

From the document and project review in the community, the district has given a special recognition to the most vulnerable groups that are at risk of being left behind these include among women, youth and the elderly, in order to keep everyone with the pace of development for better attainment of sustainable development targets.

“Testimonies of people whose income has increased & have been able to put their children to better schools with to a tune of 200 US Dollars fees per term for the case of Mr. Ocom from Mukura sub-county. From his own view he actually supported his wife multiply the income and further testifies that it’s a good way of working together as family as this has improved the incomes of both him and his wife”

It was clear that the district implemented programmes that targeted to reduce the level of poverty through village savings schemes. The community members especially women and youths have been given soft loans repayable back to the groups on agreed times and some groups have done well to multiply the capital received to improve their incomes as well as paying back their soft loans to Government for other new groups to benefit.

Through the Youth Livelihood programs during the last 4 years, there has been some empowerment on the side of the young people between the ages of 19 to 24years. Agnes of Kapir Sub county a youth testified that the

Programme has been inclusive because when the youth fill forms to access a loan from Government, they don’t secure it for approval if there are no girls included.

In the spirit of leaving no one behind, Ngora District Local Government has extended programs that target the most vulnerable groups including women, youth, People with Disabilities (PWDs), elderly and children. Some of these programs include: NUSAF 3, Micro projects, Operation Wealth Creation (OWC), Youth Livelihood Project, Uganda Women

Entrepreneurship Program (UWEP), Community Demand Driven (CDD), NAADS, and extension services to the grass root level. From the review, a number of FGDs highlighted the benefit of increase of income and improved livelihoods as result of these government programs.

1.2 Partnerships

Ngora district has maintained a multi stakeholder approach in the implementation and monitoring of district programs. An analysis of the district reports and participation in the VLR, the partnership cover the community members, youth, women, Private Sector, CSOs, media, opinion leaders, and religious leaders. The VLR on the other hand was an opportunity to mobilize these partners and encourage them to continue working together for the realization of Sustainable Development agenda targets. The SDGs and the aspirations of agenda 2063 have been integrated in the district development processes, plans and budgets.

Furthermore, the district also encourages partnership approach to planning and implementation of district programs where by different partners including Civil Society Organizations, Development partners, the UN and Private sector are part of the whole development agenda of the district. Multi stakeholder engagement have been extended to sub-county involving technical staff, the religious leaders, School Management Committees (SMCs), Parents Teachers Associations (PTAs) and Health Unit Management Committees (HUMCs) structures, Sub-county Councils, Local Council leaders and clan leaders, therefore encouraging greater and collaborative response on SDGs.

1.3 Institutional framework

The district has aligned its work to Sustainable Development agenda through a framework that coordinates all stakeholders at both Local Government level and at national level. The district has clear coordination mechanisms that enhance harmonized planning, implementation and monitoring of SDGs with the presence of district and sub-county coordination committees. The planning department plays a pivotal role of focal point for SDGs and supports all other departments in ensuring that their plans and budgets incorporate the SDGs. Thereafter, the District Council reviews the plans and budgets for coherence and whether linkages exist between the documents presented to them and the national institutional framework (PG 40) managed at the OPM, along with the SDG secretariat, which then supports the review and circulation for national stakeholder benefit as a follow up of the National SDGs Road map shown in annex.

From the voluntary local Review in Ngora, a gap on the current structure was noted under the Roads where there no structures at sub county and at village level leaving a gap in terms of information, maintenance and sustainability of projects. There is need for Government to look in to this area.

4.1 PROGRESS ON GOALS AND TARGETS

4.1.1 Overall analysis of progress

Figure 6: Ngora SDG progress Dash board



Figure: Ngora district Dash Board 2019 by Consultant Ngora VLR

From the above Figure 2 data was available on Sustainable Development Goals **1,2,3,4,5,6,9,10,13,16 and 17**. However, the following Goals did not have readily available data; **SDG 7,8,10,11,12,14 and 15**. This was partly because the Goals have not had localised national indicators to guide analysis of progress at district level. The other is that Ngora district mainly focused on 5 indicators while integrating bits of other goals.

Ngora has almost achieved Goal six with as seen in the figure above, Goal 13 has also had some good progress

The district made efforts to provide information on progress on the implementation of and status of all 10 SDGs and progress reported is for the last 4 years. Some challenges still remain as discussed in the different Goals. Thus, requiring incorporation into the District Development Plan III which is being drafted as a plan for the next five years 2020/21 to 2024/25.

4.1.2 Analysis of Progress & status of each of the 17 SDGs



SDG 1: End poverty in all its forms everywhere.

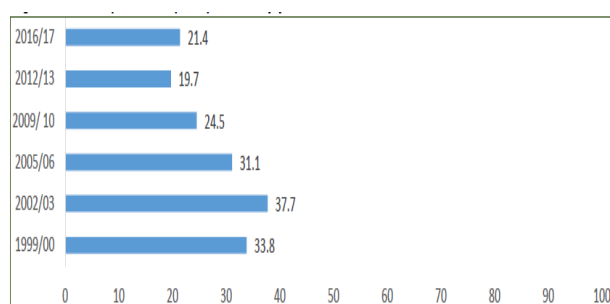
1.1.2 Proportion of population living below the national poverty line by sex and age

The analysis of this goal brings out evidence of efforts on raising incomes of the poor and the most vulnerable, especially the orphans. In the entire district the orphans/ child headed families total to 0.17 per cent. The proportion living below national poverty line is 45.5 per cent as per Ngora district data and the proportion of the population owning land is 36 per cent as per the government of Uganda lands information systems report 2017. Poverty is one of the greatest challenges but an indispensable component of sustainable development because it limits people's full potential to development. In Ngora district income poverty is the highest type of

poverty affecting over 55 per cent of the population. Although some increase has been realized in the last 4 years, not everyone is part of the improved income.

The district through the community services department and other government programs has extended programs and projects that target eradicating poverty through increase in household incomes especially for the people at risk and below the poverty line. The district has programs such as the YLP, UWEF, Micro projects, NUSAF3, OWC that majorly target the elderly, women, youth and people living with disability. Women in the FGDs told stories of success and how these programs have enabled them open savings and revolving funds in groups that are borrowed and paid with interest. Some of them reared animals for sale as a way to improve their income levels. Currently the population living below the poverty line in Ngora district is 45.5 per cent. according to the district midterm report 2019. There many factors responsible for this high level of poverty in the district, ranging from poor attitudes of community members, where some people expect government to do practically everything for them, some people lack commitment, for instance they join groups on development initiatives but do not follow the process till results are realized. This gesture shows the need for more efforts from the district in terms of awareness creation, capacity building and sanctions for improved efforts on elimination of poverty in Ngora.

Table 1: Proportion of Poor Persons per Year for the country



Source: UBOS Statistical Abstract 2018

These targeted funds government and development partners have contributed a lot in terms of building confidence and increasing incomes of the women who are among the poorest. The youth have also benefited through the Youth Livelihood Program. This encourages the youth to develop projects as a group. Some have been able to raise school fees, but some testimonies indicated some youth disappearing to cities after accessing the funds thus putting other group members at a loss. The elderly people are happy with the grant as they said it acts like a retirement package as testified by the old women in the picture below;



An old woman with a joyous expression on the benefits of government programs



A FGD of women putting forward their views about the VLR

Despite the all these efforts by government and other development partners, a lot still needs to be done for the district to achieve **SDG 1 No poverty**. There is need to improve information flow, capacity building, and systems strengthening for prevention of loss of funds. This will reduce the high poverty level that currently surpasses about 45.5 per cent below the poverty line.



SDG 2: Zero Hunger, achieve food security and improved nutrition and promote sustainable Agriculture.

Prevalence of stunting (low height for age) in children under 5 years of age
Rural food and nutritional security in Uganda by geographical region of residence

Table 1 Percentages on Nutrition Nationally and Eastern Region where Ngora District is located

Attribute	National	Kampala	Central (without Kampala)	Eastern	Northern	Western
Dietary quantity						
Calories per capita per day	2167.0	2412.0	2160.0	2223.0	1910.0	2238.0
Calories per adult equiv. per day	2958.0	3129.0	2936.0	3075.0	2637.0	3050.0
Food quality						
Mean share of calories from staples	68.8	54.2	67.7	73.6	64.8	73.1
Percent of HHs with >75% energy from staples	42.6	10.4	40.6	53.9	33.6	51.3
Mean food consumption score (FCS)	52.0	62.0	53.0	52.0	48.0	52.0
Percent of HHs with poor food consumption	9.4	12.4	12.0	7.6	12.4	3.2
Percent of HHs with borderline food consumption	15.6	8.6	14.6	20.4	15.8	14.6
Mean dietary diversity score	4.8	5.5	5.0	4.9	4.8	4.3
Percent HHs consuming ≥ 4 food groups	38.7	21.7	32.6	36.6	35.3	54.8
Economic vulnerability						
Poverty head-count	25.7	1.9	15.1	26.1	43.5	29.2
Mean share of exp. on food	50.7	38.4	46.8	53.0	55.6	52.8
Percent of HHs with > 65% of exp. on food	29.6	3.5	20.1	35.5	45.3	36.8
Percent of HHs with >75% of exp. on food	4.0	1.5	4.0	4.0	6.3	3.1
Percent consuming energy deficient foods	48.0	46.0	46.0	43.0	59.0	46.0
Child and adult malnutrition						
Height-for-age (stunting, % below 2 SD)	34.0	13.0	29.0	36.0	30.0	42.0
Weight-for-age (underweight, % below 2 SD)	15.0	11.0	16.0	17.0	18.0	17.0
Weight-for-height (wasting, % below 2 SD)	5.0	2.0	6.0	5.0	7.0	4.0
Percent of anemic children (<11.0 g/dl)	49	39.8	55.5	63.9	49.2	38.6
Percent of anemic women (<11.0 g/dl)	23.0	19.6	27.2	23.3	22.5	17.3
Percent of wasting in women (15-49 years) (BMI <18.5 kg/m ²)	12.0	7.7	7.8	11.9	18.6	11.9

Source: UBOS and WFP (2013); and UBOS (2011).

In Ngora district agricultural production is the main source of livelihoods to a tune of 86 per cent of Ngora population being employed in both substance and commercial agriculture. Some people are doing crop production, others rear animals like goats, sheep, cows, and poultry while others do mixed farming. However, compared to the National Standard of 68 per cent, the district is over utilizing its land for agriculture compared to other livelihoods. The land holding size per household is still low at only 3 acres for an average household of 6 people and thus has implications in terms of introduction of modern mechanical agricultural inputs. Since 2015 to 2019 there has been a rise in fish farming with 152 fish ponds established, 12 fish cages and 02 concretes. The production department was able to distribute inputs (500,000 orange and mango seedlings) to fruit farmers; capacity building through training and demonstrations have been of benefit the farmers; banana demo gardens were established; and 30,405 farmers were trained on various sectors – crop, livestock and fisheries. A total of 60 youth members were trained on value addition e.g. yoghurt production. The district managed to procure value addition machines e.g. motorized maize shellers and cassava and sweet potatoes chippers.

During the last four years, some extension staff were recruited, and this supported the extension of services in all sub-counties, including the construction of mini laboratory, the introduction of Mobile Plant Clinic, and establishment of demo sites where farmers can learn from. This is a positive move towards increased food security and ultimately better livelihood of the people. On reaching Zero Hunger there are still gaps as only a percentage of 69 per cent has been achieved in the district. Some of the main challenges is over reliance on rainfall amidst seasonal variation that affect productivity of food crops, in 2016/17 there was a drought in the district which was followed by floods in 2019 that caused destruction of some crops. However, the situation of food security in Ngora district is estimated at 89 per cent as per the report compiled by Famine Early Warning Systems Network (FEWS) 2019.



However United Nations Economic Commission for Africa report 2010 “Cost of Hunger in Uganda.” Hunger alone reduces productivity in manual sectors like agriculture by roughly 1.3 percent of GDP, translating into a loss of \$201 million annually. The UNECA report further estimates that 15 percent of child mortalities in Uganda over the period 2005-2009 were due to undernutrition. According to UNDP 2018 ⁱⁱⁱNational report, Uganda is placed amongst East African countries that suffered an increase in food crisis by almost 20 per cent. It shows that

the prevalence of undernourishment increased from 24.1 per cent in 2006 to 41 per cent in 2018. This translates into an increase in the number of malnourished people from 6.9 million in 2006 to 17.6 million in 2018. Data⁵ on the prevalence of severe food insecurity and moderate food insecurity in the total of 42 Million population of Uganda is however unavailable in the report. It blames the increase on economic fluctuations which resulted in periods of growth and contractions over the period of assessment.

Child Stunting as per cent of under 5s

Stunting, or being too short for one’s age is a form of chronic malnutrition that affect child’s cognitive capacity, physical and mental development, with irreversible long-term effect on health and child mortality. Factors that contribute to stunted growth and development include poor maternal health and nutrition, inadequate infant and young child feeding practices. All this is due to poverty, lack of awareness and lack of male partner support to pregnant and breastfeeding mothers. Stunting among children under 5 years is about 15 per cent and in the next five years, the district plans to involve various stakeholders in advocating for good nutrition in communities.

Figure 7: Trends in Stunting and Child Wasting

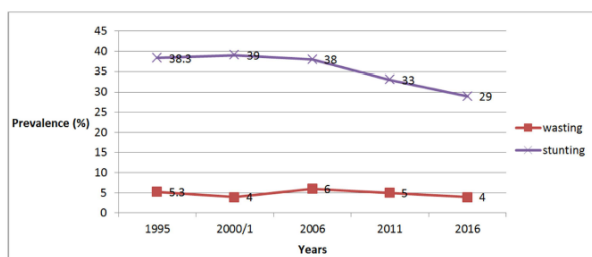


Figure 1. Below five years childhood wasting and stunting in Uganda from 1995 to 2016.

Source: Buzigi (2018) *Trends of Child Wasting and Stunting in Uganda from 1995 to 2016*

With the above national picture, on figure 2 Uganda as a country is not doing very well there is need for Ngora district and partners to stimulate improved agricultural productivity through increased access to productivity-enhancing inputs like fertilizers, improved seeds and credit. Importantly, increasing productivity will also involve reducing the gender gap in access to, control over, and ownership of productive resources especially land. There is need to pay attention to storage so that farmers avoid post-harvest losses and households are not forced to sell all the harvest amidst low market prices. There is need to develop resilience strategies and income diversification activities so that the food grown is not all sold creating a gap on food security and nutrition balancing.

⁵ <https://www.independent.co.ug/ugandas-food-insecurity-worsens-un-report/>



SDG 3: Ensure Healthy lives and promote Well Being for All at all ages

The indicators measured include Maternal deaths per 100,000 live births, Proportion of births attended by skilled health personnel Under-five mortality rate (deaths per 1,000 live births), Neonatal mortality rate (deaths per 1,000 live births)



Because of poverty, the majority of the population including children, Adolescents, pregnant women, men, people with disability and the elderly are still faced with challenges of accessibility and utilization of health services and yet all populations, independent of household incomes should be in position to utilize quality health services, without facing financial hardships. The district Health department has registered improvement in some of the health indicators, these include; Maternal Mortality Rate of 0.63 in 1000 compared to the national rate of 438 in 1,000. Infant Mortality Rate of 43 has been achieved as compared to the national rate of 54 in 1,000. However, the Doctors to population ratio is still high, at 1: 48,567, and HIV/AIDS prevalence still stands at 3.2 per cent (UDHS 2016). The delivery of health services in the Ngora district is by both public and private sector. These health centres provide preventive and curative health services. The other health indicators; Ratio of midwives to pregnant women is at 1:280, Polio immunization coverage 111.5 per cent, HIV/AIDS testing points 12. HIV/AIDS prevalence at 3.2 per cent, Maternal Mortality Rate at 63/1,000 against the National rate of 438/1,000, Infant mortality rate at 43/1,000 against national at 54/1,000 (UDHS 2016), Latrine coverage at 86 per cent, Out Patient Department (OPD) utilization 93 per cent, Percentage of households that are 5kms or more to the nearest public health facility at 30 per cent. The sector's focus is on prevention, management and control of both Communicable (HIV and AIDs, tuberculosis (TB) and malaria). Non-Communicable Diseases (NCDs) include hypertension, cardiovascular diseases, diabetes, chronic respiratory diseases, mental illness, cancer conditions, injuries as well as oral diseases. Disease burden by malaria is at 36 per cent. Maternal and child health conditions carry the highest total burden of disease with perinatal and maternal conditions accounting for 20.4 per cent of the total disease burden in Uganda. Over 75 per cent of Uganda's disease burden is considered preventable as it is caused by poor hygiene and sanitation.

Ngora district has in the last 5 years focused on addressing the challenge of inadequate access and utilization of health services, number of equipment have been received by the district. Some of the challenges faced the district that were identified during the VLR include political interference, cultural and religious beliefs that interfere with service delivery, long distances and bad roads to the health centres, lack of adequate running water and Inadequate power supply to the Health centres.

The Infant Mortality Rate (IMR)

The Infant Mortality Rate is the number of deaths between birth and the first year of age per 1,000 live births. The under-five mortality rate, which is referred to as the Child Mortality Rate, is also an important statistic and therefore, Infant Mortality Rate is also captured under Child Mortality Rate. During the VLR many factors were highlighted to contribute to infant mortality in Ngora including the mother's level of education, socio-economic status, environmental conditions and medical infrastructure, improving hygiene and sanitation, clean water access all of which would take Ngora a long way. There was also successful introduction of Rota virus vaccine into routine immunization in 2018. In the FY 2015/16, the district's IMR was at 23 deaths per 1,000 live births and by Q2 of FY 2019/20, the IMR stands at 22 deaths per 1,000 live births. This means that there has been some reduction but only of 1 per cent in the IMR indicating a need for improvement in the next District development plan 111 to accelerate the reduction in Infant mortality /child mortality will include: immunization, increased use of Long Lasting Insecticide Treated Nets (LLINs), elimination of mother to-child transmission of HIV (eMTCT) and improved water and sanitation. Training programs for skilled birth attendants and other health workers launched by the Ministry of Health (MoH) have also helped to raise new born care standards, and diagnosis and management of common childhood illnesses.

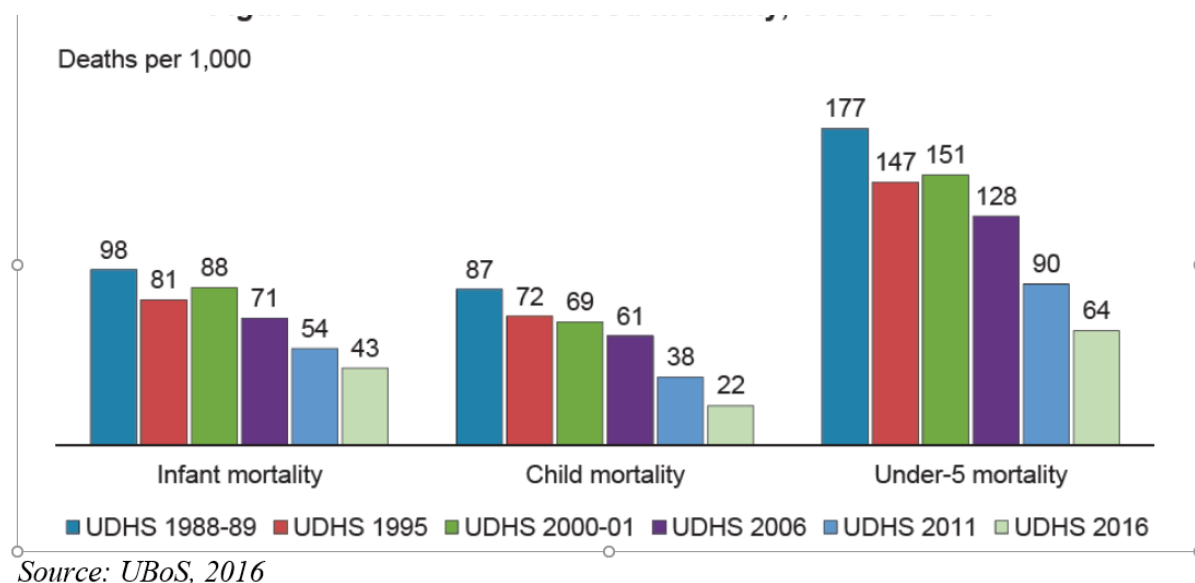
Maternal Mortality Ratio (MMR)

This is the death of a woman while pregnant or within 42 days of the end of pregnancy (irrespective of duration and site of pregnancy) from any cause related to or aggravated by the pregnancy or its management but not from accidental or incidental causes. MMR increased from 68 deaths per 100,000 live births in FY 2015/16 to 77 deaths per 100,000 live births in FY 2019/20. According to the District Most maternal deaths that occurred in health facilities in the last five years were due to: Postpartum Haemorrhage and hypertensive disorders. All these are preventable conditions that need to be avoided in the next five years by providing necessary interventions.

Socio-demographic factors such as age, access to resources and income level are also significant indicators of maternal outcomes. Young mothers especially adolescents aged 19 years or younger, face higher risks of complications and death during pregnancy and delivery. Currently, teenage pregnancy at the district is at 23 per cent, Total Fertility Rate (TFR) is at 6.3 per woman, unmet need for family planning is at 65 per cent and Contraceptive Prevalence Rate (CPR) is at 33 per cent.

In the next five years, efforts to reduce MMR will be scaled up by reducing teenage pregnancy, reducing the unmet need for FP from 65 per cent to 20 per cent and increasing CPR to 60 per cent.

Figure 8: Trends in Child hood mortality 1988 – 89 - 2016



The graphs show a steady decline in the rates of under-5 mortality rates over a period of several years. Other analytical studies indicate that only 44 per cent of mothers in the poorest households had a skilled attendant at birth, compared to 88 percent of mothers in the richest households. Further, only 9 per cent of newborns in rural areas receive postnatal care (PNC) within 2 days after birth, compared to 21 percent in urban areas.⁶ These disparities point to the critical need of ensuring that more work is done to lessen the regional disparities but also further efforts towards rapid attainment of the 2030 target.

Health centre Pit Latrine coverage

Pit Latrine coverage at the district has significantly improved from 80 per cent to 84 per cent in FY 2015/16, to 86 per cent in 2016/17, to 87 per cent in 2017/18 and to 87.5 per cent in 2018/19. This achievement has been possible through support from the Uganda Sanitation Fund (USF) which has helped the district to add the sanitation and hygiene challenges in the district. The coverage for hand washing facilities also increased to 43 per cent, 50 per cent, 51 per cent and 53 per cent in the FYs 2015/16, 2016/17, 2017/18 and 2018/19 respectively. With continuous implementation of all the activities supported by USF, SDG 6 and Target 6.2 of achieving access to adequate and equitable sanitation and hygiene for all and end open defecation, paying special attention to the needs of women and girls and those in vulnerable situations by 2030 will be possible.

Generally, the health status of the population of Ngora district is good, with the majority of its population accessing health facilities but with a challenge of utilization of health services due to inadequacy. Currently, the top 10 diseases in the district include: Malaria, Pneumonia, Urinary Tract Infection, Gastro-intestinal disorders, Intestinal worms, Skin diseases, Acute Diarrhoea, Eye conditions, Moderate Acute Malnutrition and Hypertension. Malaria being the commonest cause of morbidity and mortality, and accounting for almost 50 per cent of all Out Patients Department attendance.

Health facility coverage

Ngora District has got one hospital, one Health Centre IV, six Health Centre III's and four Health centre II's bringing the total number of public health facilities to eleven plus one Hospital. Staffing level at the district is at about 75 per cent but with gaps on some critical cadres at the district and Health facilities. However, Ngora district through the 12 health

⁶ UNICEF (2018) **Maternal and Newborn Health Disparities**, UNICEF, Kampala

facilities, has continued to serve its population as well as the population from the neighbouring districts such as Pallia, Serer and Kumi districts. The district with support from Implementing Partners such as Baylor, METS, UNFPA, RHITES-E, GAVI and TASO has realized improvement of some indicators in the past 5 years, although some of the indicators still show slow progress.



Performance in 2015/16 versus 2019/2020 is as follows: OPD Utilization was at 0.99 and still at 1.0, DPT3 immunization was at 58 per cent and now at 99 per cent, Measles immunization was at 53 per cent and now at 84 per cent, supervised deliveries was at 64 per cent and now at 67 per cent, 4th Anti Natal Care Attendance was at 33 per cent and now at 42 per cent, IPT2 uptake was at 61 per cent and now at 54 per cent. As a country Uganda has improved at national level in terms of treatment and managing challenges like HIV/AIDS.

Ngora district is using an approach of getting a model school in each of the sub counties. Under SDG 4 on Education, which is a key areas of interventions responded by the sector here included emphasis on enrolment, retention and completion at Universal Primary Education and Universal Secondary Education focusing on equity, enhancing instructional quality to increase



SDG 4: Ensure inclusive and equitable quality education and promote lifelong learning opportunities

Proportion of children under 5 years of age who are developmentally on track in health, learning and psychosocial wellbeing by sex

Infrastructural classrooms, staff houses
Human resources as well as Inspection, supervision, with focus on building for teachers / Committees (SMCs), primary school support programs that children and the youth.

pupils' achievement of literacy, numeracy, and basic life skills. The development that included and instructional materials, recruitment and development, monitoring and support quality enhancement, capacity Senior Management expansion and improvement of infrastructural facilities, and targeted the disadvantaged



Teacher accomodation to improve pupil learning

The District registered some progress with successful appointment of SMCs and training. This was done in partnership and support from Council for African Policy (CAP) & Build Africa Project. The department also implemented the rewards and sanctions framework with the award of 44 teachers and sanctioning of 14. The other awards included pupils as buddy champions and parent champions, Continuous Professional Development (CPDs) which continued to be conducted at community and district level for teachers and head teachers.

The district also registered some progress on the implementation of Universal Primary and Secondary Policy objectives with the performance index increase from 44.7 per cent to 51 per cent, meaning that the quality of passing exams at all levels has moved towards a positive direction, though still minimal. The Pupil Teacher Ratio (PTR) (a teacher is the most important input in a learning environment) is at 59:1 as compared to the National at 53:1, The Pupil: Classroom ratio at the district is at 92:1 as compared to the National ratio of 54:1, there is therefore a 71- percentage need for classrooms in the district. Pupil Stance Ratio (PSR) is at 59:1 against the National ratio of 40:1. However, through the district partners school monitoring visits, it was found that majority of schools in the district do not provide mid-day meals which is a big challenge to concentration on studies. Most of this information was got from studies done by non-government organisation partners such as Build Africa and UWEZO which is a good contribution to *SDG 17* on enhancement of partnerships for development.



Goal 5: Achieve Gender equality and empower all women and girls

Proportion of ever-partnered women and girls aged 15 years and older subjected to physical, sexual or psychological violence by a current or former intimate partner in the previous 12 months, by form of violence and by age



The Goal focuses on the following indicators: Proportion of women aged 20-24 years who were married or in a union before age 15, Proportion of women aged 20-24 years who were married or in a union before age 18, Proportion of girls and women aged 15-49 years who have undergone female genital

mutilation/cutting, by age, Proportion of women aged 15-49 years who make their own informed decisions regarding sexual relations, contraceptive use and

Proportion of total agricultural population with ownership or secure rights over agricultural land, by sex, share of women among owners or rights-bearers of agricultural land, by type of tenure and Proportion of individuals who own a mobile telephone, by sex

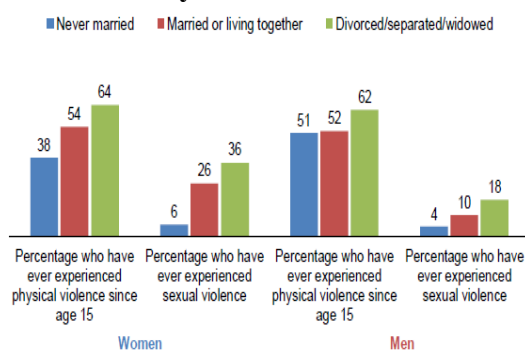
Under the Public Finance Management Act (PFMA), 2015; Ministries, Departments and Agencies (MDAs) of government are required to comply to Gender and Equity (G&E) planning

during the preparation of their Budget Framework Papers and Ministerial Budget Policy Statements.

The Social Services department that mainly handles the vulnerable groups including, the Youth, the women the children, the elderly, persons with disability, widows, widowers and child headed families is well functional though under staffed. These categories are mobilized and sensitized on their rights as well as their responsibilities in the enhancement of SDGs and the different district targets. Through the Youth Livelihood Program, in the implementation of sustainable agenda for the past 4 years, the district had targeted to reach out to 150 groups but it managed to fund 124 groups and the plan for 2019 is 131 youth groups. The other programs include, NUSAF 3, OWC, Micro projects etc. In all these programs, the proportion of finance for the youth is 5 per cent this is mainly due to delay in information supply and corruption.

The development programs have contributed a number of benefits to the community, in terms of free medication, access to roads, agricultural inputs and free education. The males have benefited from free safe circumcision, the women have received family planning services and medication of pregnant women. The children have benefited from immunization program as well as universal primary and secondary education. However, the level of empowerment is only 25 per cent for youth, 70 per cent for children and 50 per cent per cent for women.

Figure 9: Women and Men's Experience of Violence by Marital Status



Source: UDHS, 2016

Relating to the indicator on proportion of women aged 20-24 years who were married or in a union before age 15, the UDHS reports that 7.3 per cent of women experienced violence and this rose to 34 per cent for women aged 18 years and above.



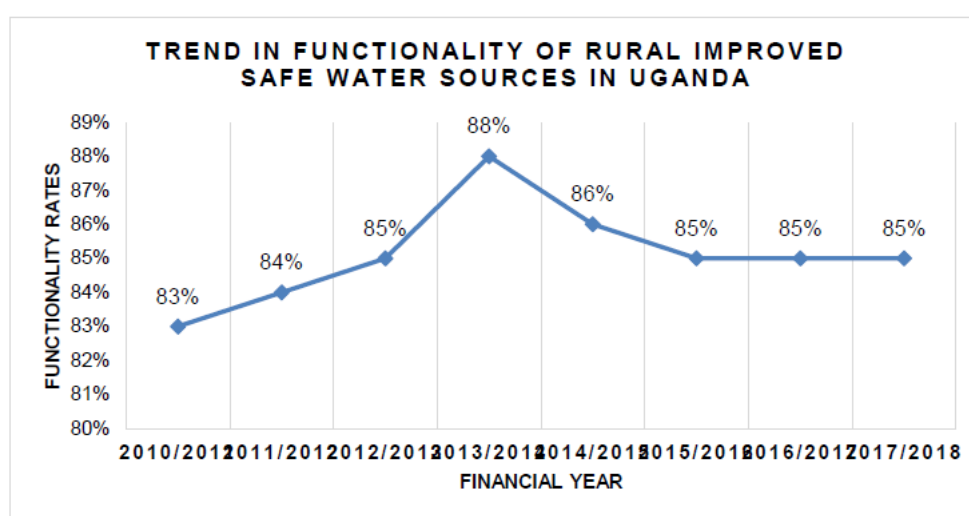
SDG 6: Ensure availability of clean water and adequate sanitation.

The Goal is looking at achieving two main indicators: Proportion of Households with access to safe drinking water source and the Proportion of population using safely managed sanitation services.

Ngora district is addressing SDG Goal 6 through the water department.–with the main mandate of provision of water and sanitation. The sector has realized increase in; access to safe water from 65 per cent in 2010/11 to 89 per cent in 2017/18, hand washing coverage from 52 per cent in 2016/17 to 53 per cent in 2017/18 and latrine coverage from 86 per cent in 2016/17 to 87 per cent in 2017/18. In 2018/19 the access to safe water stands at 89 per cent. The major sources that provide safe and clean water are piped water, deep boreholes, protected springs and shallow wells. The level of functionality of this water sources is currently at 98 per cent in FY 2017/18.

Ngora district efforts to increase access to adequate safe water during the last five years has seen the sector register a number of achievements including promotion of WASH activities in schools through drama/debates. This enabled increase of awareness among the users as well as sensitization of communities on benefits of community contributions to enhance the ownership and willingness of targeted communities to contribute and manage the water sources for sustainability and maintenance of quality. In terms of actual numbers, the district was able drill a total of 273 deep boreholes where 253 are functional and 21 are non-functional. The Shallow wells constructed were in total of 160 where 139 are functional and 21 non-functional. The district protected a total of 7 springs of which only 1 is non-functional, during the development period. The district promoted rain water harvesting to a total of 24 rain water tanks; 4 of them are functional and 20 are non-functional. However, the water yield is as low as 20.0 per cent, and water quality at 6.7 per cent thus contributing to some of the significant constraints and challenges still affecting the sector.

Figure 10: Trends in functionality of safe water sources in Uganda



Source: MoWE, 2018



The largest population in Ngora district largely is employed on Agriculture. There remains a challenge for the people who have completed school in terms of getting jobs that match their qualification. There are hardly any industries or institutions to absorb the skilled labour force.



SDG 9 creating resilient infrastructure promote inclusive sustainable industrialization to ensure that everyone has the infrastructure they need to connect to the rest of the world. Currently this is top priority in NDPII

Ngora District Local Government in its structure has majorly two departments that contribute to this goal. The Trade, Industry and Economic Development arm of Ngora district has contributed to creation of a conducive environment for investment by enhancing income growth. The district has been able to revive some cooperatives societies that support the local population in negotiating commercial sales for their goods, while supporting the group SACCOS in multiplying community savings especially women and youth. This program is venturing in to strengthening industrialization and building on tourism potential of the district for increased household incomes. From the VLR consultations at the community level, it is clear that the district is mainly dominated by small scale industries like bee and sun flower squeezing machines, grinding machinery and shelling machines. There is a lot of potential for development that needs to be strengthened if the indicators contributing on Goal 9 of the sustainable development agenda are to be achieved by 2030.

Industrial prospects are quite a number ranging from commercial fish farming that contributes to Goal 1 and 2 of the SDGs.



There is also growing small scale processing for instance honey, cooking oil and fertilizers. There is also effort around fruit growing especially citrus fruits that originally targeted a market from the fruit plant in the neighbouring district of Soroti. Unfortunately, there is frustration as farmers

received information that the machines available cannot process the type of citrus fruits that have been grown. Most people are looking forward to support from the district to enable them access other markets. By improving the small-scale industries and markets, people would gain more employment opportunities which contributes to Goal 8 of the SDGs.

Under Roads and Engineering Sector; the presence of Central Government principles on infrastructure development have helped them address and mainstream SDGs into their day today work. A face to face interview with the District Engineer provided a number of mainstreaming strategies that the department has utilized for its improved contribution to SDGs. They have engaged between 30 to 96 youths (both girls and boys) and they are put to work in groups to benefit from district grants for support and accountability. And for the last 4 years about 14 million has gone to the youth for their work. This has improved on their incomes and well-being where some of the youth have dropped out of construction to start their own business-like riding motorbikes for income. Thus, contributing to Goal one on Poverty as well as Goal 5 and Goal 8. Ngora district has also tried to use environmentally friendly materials in road construction that do not require a lot of energy through the use of cold emulsion and cold bitumen that don't require heating before applying on the road and protection of

environment. However, the district road network is still challenging with paved 0.0km and unpaved 46.07km, fairly paved 1.85km unpaved 18.00km and GOOD paved 4.88km, unpaved 143.01) Unpaved 210.29 km and paved 0.0 km and urban road network paved 0.80km and unpaved 31.91km.

Table 2 Employment by Sector

Main activity of Establishment	Year					
	UGANDAN EMPLOYEES					
	2010	2011	2012	2013	2014	2015
Manufacturing	7.1	7.1	7.3	8.1	7.7	7.9
Trade & Repairs	3.0	3.0	3.1	3.3	3.4	3.7
Transportation & Storage	0.5	0.6	0.6	0.7	0.7	0.6
Accommodation & Food Service Activities	2.9	2.9	3.0	3.3	3.4	3.6
Financial & Insurance Activities	1.4	1.4	1.5	1.7	1.7	1.7
Professional, Scientific & Technical Activities	0.6	0.6	0.6	0.7	0.7	0.8
Administrative & Support Service Activities	0.8	0.8	0.8	0.9	0.9	0.8
Public Administration	4.7	4.8	4.5	4.4	8.8	8.5
Education	73.1	73.3	73.2	71.5	67.5	66.7
Human Health & Social Work Activities	3.2	2.9	2.9	2.9	2.9	3.2
Arts, Entertainment & Recreation	2.0	1.9	1.5	1.3	1.3	1.2
Other Service Activities	0.9	0.9	1.0	1.2	1.3	1.4
Total	100	100	100	100	100	100
Number	698,800	732,900	761,700	820,900	918,400	1,011,600

Table 2 above shows that there were very few variations in the percentage of Uganda employees in the various sector. Manufacturing has stayed with averages of around 7 per cent. Education takes the largest share with 73 per cent.⁷ Overall, manufacturing value-added to GDP stands at 9.4 per cent in 2016.⁸ Most manufacturing production is largely for the domestic market with manufactured exports contributing an average of about 11 per cent of total exports.



SDG 13 Climate Action: Increase tree cover of Ngora district

The district is among the districts with the least tree coverage in Uganda. This is mainly attributed to high rate of deforestation resulting from high population growth. There is increasing demand for forest products such as firewood, timber, building poles, and charcoal thus leading to indiscriminate tree cutting. This is to the extent that

even fruit trees such as mango trees and tamarinds have been cut down for the above-mentioned purposes. Forest cover and wetland cover (two important indicators in the NDP results framework) have fallen significantly over the past few years. Significant improvement is needed in terms of more regular monitoring and evaluation of the most important aspects of environmental sustainability, including restoration of the wetlands and all ecosystems, support environmental improvement initiatives, and restoration of forest cover. Perhaps the district also needs to start to promote alternative sources of incomes such as tourism and bee-keeping as well as cleaner and alternative sources of energy aligned to SDG 7 such as biogas, and fuel-saving stoves.

⁷ See Uganda Bureau of Statistics (2018) **Manpower Survey Uganda 2016/2017**, UBOS, Kampala

⁸ See World Bank Statistics, 2018

SDG 16: Promote Peaceful and inclusive societies for sustainable development. Provide access to Justice for all and build effective and accountable inclusive Institutions at all levels

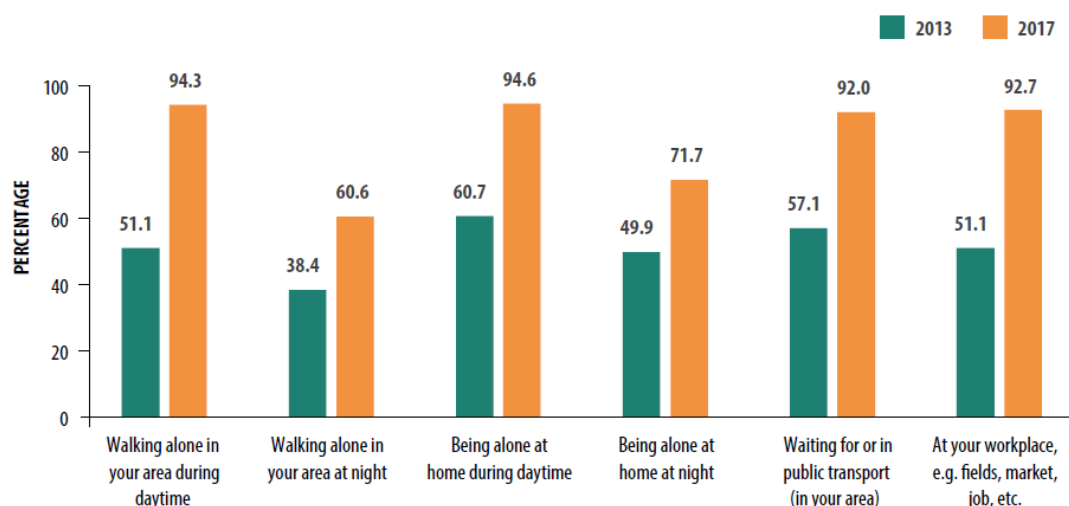


The review mainly focused on the following Indicator

Proportion of the population that feel safe walking alone during the day around their area;

In terms of keeping people safe and making sure that government works in a fair way for everyone, the government has the judicial arm that extends to the sub national, this arm includes the police, the Local Councillors especially LC1 and the District intelligence support officers who mainly help keep law and order. In the VLR in Ngora district this category participated in the review where they highlighted their role as making laws, keeping peace and settling disputes among community members. There is relative peace in Ngora in 2019 compared to 2010 when the District status was granted.

Figure 11: Trends in proportion of population that feel safe walking alone in Uganda



Source: Report of the National Governance Peace and Security Survey 2017

SDG 17: Strengthen the means of implementation and revitalize Partnerships for the Goals.

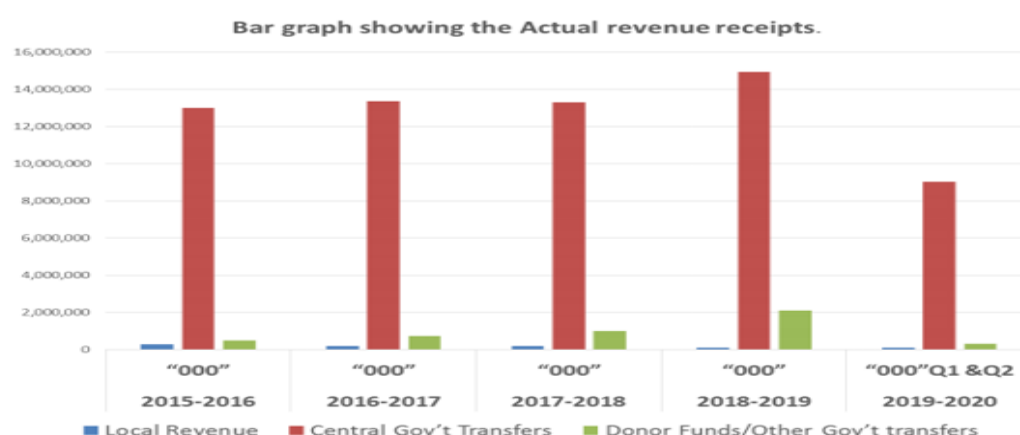
Indicator: local unit government/administration revenue, by source



Ngora District Local Government plans and implements activities using a partnership approach. The Private Sector, Civil Society and Development Partners contribute to the DDP in terms of budget allocation, monitoring and implementation of activities. The VLR in Ngora district 2020 reviewed the district budgets with evidence of a partnership in the response towards the 5year District Development Plan of 2015/16 to 2019/20. The chart below shows partnership in financing the Ngora budget for the last five years. The funds included Local Revenue, Central Government Transfers, Donor/Development partner contribution and Other Government Transfers as seen in the figure below:

Figure 12: Revenue by source

Chart showing District actual receipts FY 2015-16 to 2019/20



5.1 Means of implementation

This sections discusses how the means of implementation (financing, technology, capacity building, etc.) are mobilized, and the difficulties this process faces, and what resources are needed to implement the 2030 Agenda and agenda 2063 at local government or subnational level

5.1.1 Financial incomes and expenditure since 2014/15 to 2018/19

In terms of financing implementation of unfinished business of ~~SGDs~~SDGs in Ngora district, there is need for the Local Government to put more efforts to generate more Own Source Revenues (Locally Raised Revenues) to achieve better results. From table 1 below it indicates that Own Source Revenues are inadequate to implement or cover the enormous Local Government pressing priorities amidst meagre resources, as they may be competing to be attended to, data gathered during the VLR indicates that the funds realized and received in the previous four Financial Years (FY) totalled to Uganda shillings **73,825,624,864** approximately US dollars 20,170,935.755. It's noted that the revenues in totality have been increasing since FY 2014/15 when it was Uganda shillings **13,651,084,737** to Uganda shillings 17,433,430,422 in FY 2018/19, analysing this data Government revenue been reducing i.e. from Uganda shillings 179,415,906 in FY 2014/15 to Uganda shillings 101,399,342 in FY 2018/19 as detailed in table 1 below.

Donor funding that could be an alternative to acceleration of implementation of the SDGs in Ngora district contributes a small percentage to the district's resource envelope i.e. 0.35 per cent which is too minimal; even then the donor funding comes along with other stringent conditions.

Table 3: Revenue by Source since 2014/15 to 2018/19

Category of revenue	Actual receipts (Uganda shillings)				
	2014/15	2015/16	2016/17	2017/18	2018/19
Own Source Revenue (LR)	179,415,906	140,671,221	106,025,384	113,288,561	101,399,343
Central Government Grants	13,471,668,831	12,767,983,777	13,576,278,790	13,325,404,150	16,072,446,595
Donor Funds	0	47,513,357	135,106,300	37,322,700	37,321,800
Other Government Transfers	0	201,376,752	617,097,781	1,673,040,932	1,376,712,684
Total	13,651,084,737	13,157,545,107	14,434,508,255	15,149,056,343	17,433,430,422

Source: Ngora District Finance Department

Figure 13: Revenue by Source. Ngora district Finance office

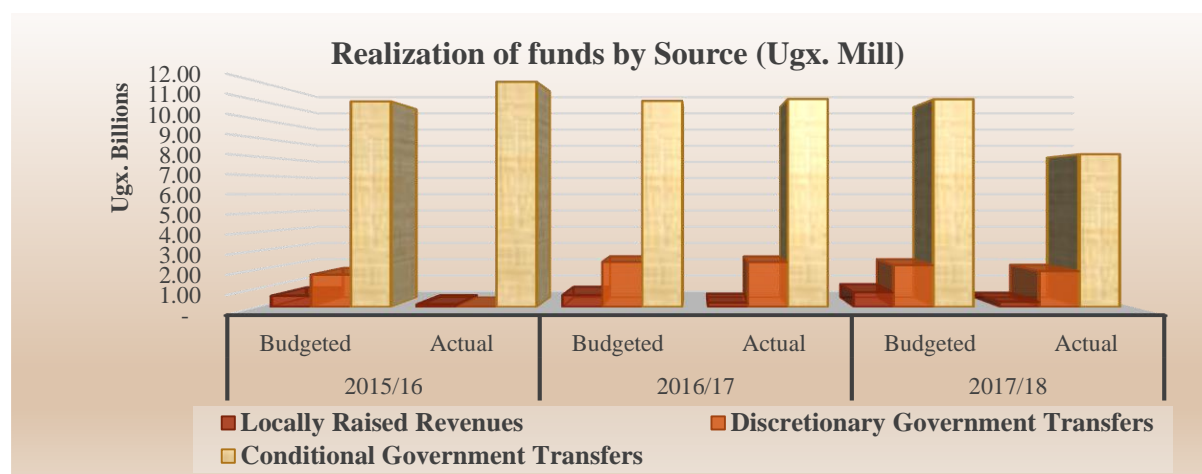
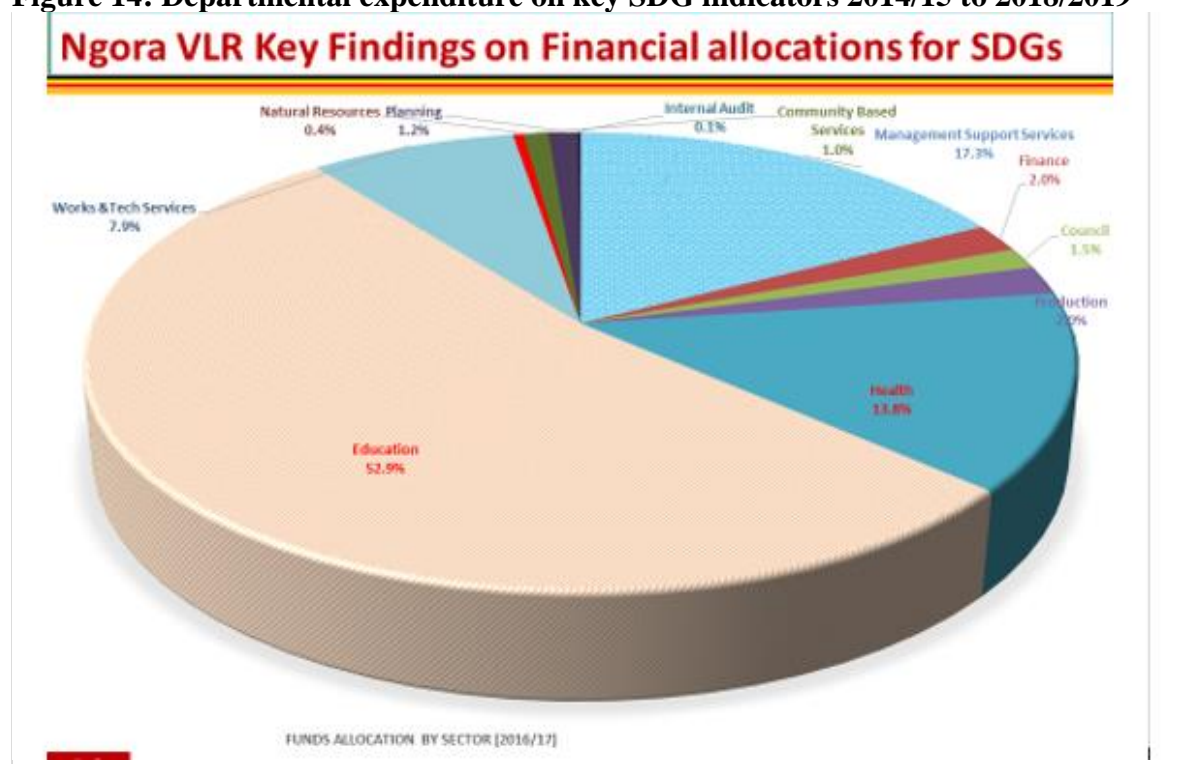


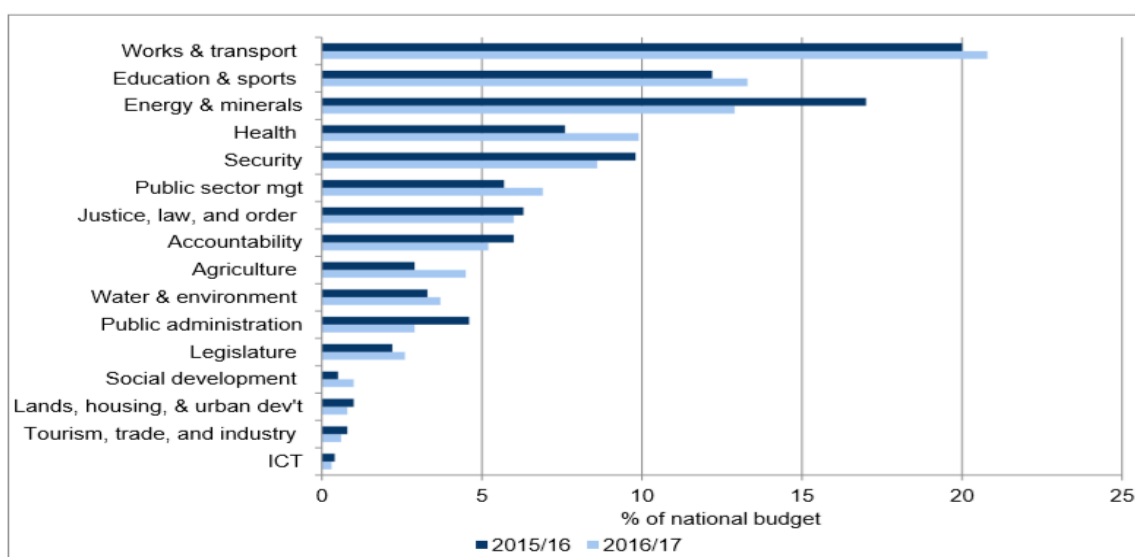
Figure 14: Departmental expenditure on key SDG indicators 2014/15 to 2018/2019



Source: Ngora District Finance Department

From the above diagram, the analysis shows that 70 per cent of the budget is allocated to projects and only 30 per cent goes to administration costs, which speaks to efficiency in terms of revenue utilization. Among the priority sectors are: ~~The Priority sector~~ that obtained more funding is Education. However, on the SDGs analysis chart above, the Goal on Education remains a major challenge for Ngora district. At National level there is need to better target sector allocations for better attainment of Sustainable Development Goals.

Figure 15: Sectoral distribution of Govt of Uganda expenditure 2015/16 to 2016/17



Source: MFPED (2016).

6.1 Conclusion and next steps

In conclusion, based on the above outcomes of the Review, as Ngora Local Government, these are some of the recommendations and next steps that will lead to acceleration of Agenda 2030 and agenda 2063.

Policy

The policies that guide the implementation of development programs need to be strengthened with enforcement in some areas like Tax revenue generation sources.

There is need to enforce standards for instance on design of facilities and the quality so that these facilities can stand a test of time and lead to continuous progress rather than retarded progress due to issues like non-functionality and poor maintenance and quality of services.

Ngora will continuously integrate policies of different Goals such that there is a balance in the social economic and environmental dimensions of sustainable development for deeper, accelerated and multiple achievement of progress. There is need for critical reflection on how one policy could suppress the other Goals thus enhancing the integrated and inter - dependence nature of SDGs.

Institutional

There is need to strengthen the coordination of the sustainable agenda, especially between the District and the National.

The SDGs secretariat needs to purpose to coordinate all the local Governments on attainment of the sustainable development agenda while using Ngora as the center for coordinating efforts from other governments to conduct voluntary local reviews but also to plan and incorporate SDGs and agenda 2063 aspirations in to their plans and monitoring frameworks.

There is need to have a Local Government focal person at National level based at the SDG Secretariat of the office of the Prime minister and a focal person in each of the local Governments to keep focus and entirely monitor and report as well as support in coordinating the local Governments. There is need to identify volunteer champions for SDGs at different

levels of sub national level, a people that will take charge of data to break the silo working on goals. In addition, have an advisory board that keeps evaluating and advising.

It is clear that Ngora Local Government cannot achieve the SDG Targets alone. There is need to strengthen partnerships with different stakeholders, private commercial workers, business fraternity, CSOs, media, community, tertiary institutions as well as leveraging on Networks

Financing,

The district has been able to finance SDGs for a period of 4 years using a total budget of 73,825,624,864 approximately US dollars 20,170,935.755. has created some progress in 10 Goals both directly and indirectly, there is need to find avenues of increasing these financial resources to cover the district funding Gap. This would take the district to closer to achievement of 100 per cent performance other factors held constant. There is need to increase and strengthen domestic revenue collection for financing sustainable development agenda.

Financing at local Government level is a bit inflexible especially the conditional grants that are earmarked for specific activities. Therefore, requiring strengthening of alternative financing opportunities like Local Revenue and the local commitments should be seen unlocking regional financing opportunities

Development partners are called upon to support Ngora in financing the gap limiting the accelerated realization of progress against the SDGs and Agenda 2063 indicators and targets. Thus to position Ngora locality for the achievement of the remaining District development plans by the year 2030.

Capacity development and engagement reforms

Most of the people consulted expressed inadequacy in deeper knowledge of the two agendas especially Agenda 2063, therefore, there is need to enhance the capacity and understanding through awareness creation and sharing of learning within the local government sub divisions , within the nation and across the different countries and localities that are implementing voluntary local reviews for better implementation and sharing of lessons and challenges for accelerated achievement of sustainable development agenda and Agenda 2063.

Capacity for monitoring needs to be enhanced at the district level so as to allow reporting that is specific to indicators as well as collection of disaggregated data by Sex, by Age, by Gender, by employment as this was not readily available during the Voluntary Local Review in Ngora.

It is important to popularize the sustainable agenda at the very local level so that it becomes part of the narrative and dissemination of this information. The District could take advantage of the National, District and Political calendar events to recognize good efforts and shame bad violators of efforts towards implementation of Goals There is need to disseminate the translated materials on SDGs to enhance better understanding especially at the district sub local government level. This will enhance the understanding and ability to interpret and incorporate the two agendas in lower local government plans and priorities

There is need for capacity building in the area of information and data management, as it was evident from the review that data is with the people at the local level but not documented. For quantitative analysis, there is **need for data points that are constantly updated**

There is need to innovatively package the Ngora VLR for different audiences given the different lessons learnt in the process of conducting the review for better utilization and learning to foster acceleration and wide spread adoption.

Global and Regional linkages.

For better learning across the continent, there is need for the High level political forum on SDGs to select localities per region that will act as models on what it takes to achieve sustainable development agenda by 2030. These localities are supported in all ways especially in raising the required funding and capacity needed to take the district to 100 per cent thus completely applying the principle of leaving no one behind. This can easily apply to Ngora and Uganda as a country since there is already a good coordination mechanism in place with a clear Road Map and SDGs implementation framework with already functioning sector working groups.

Table.4 Annexes VLR implementation Road map

NGORA VLR ROAD MAP														
No.	Deliverables	Month 1				Month 2				Month 3				Total Working Days
		1	2	3	4	1	2	3	4	1	2	3	4	
1	Weeks in a month	1	2	3	4	1	2	3	4	1	2	3	4	
	Literature Review and Inception Report													
	Review sector and policy documents.													5
	Finalize methodology													5
	Desk review of documents													4
	Produce the Inception Report													5
2	Share with Ngora District													3
	Development of Tools for Assessment													
	Development of Interview questionnaire													3
	Development In-depth interview guide													3
	Development focus discussion guide													3
3.	Development of Key Informants guide													3
	Field work Consultative Meetings													
	Consultative meetings with district Heads													5
	Consultative meetings at sub-county													5
	Community Consultative meetings													4
	Preparation of presentations													5
4	Consolidated Draft Report													5
	Merge components into one Draft Report													4
	Report Dissemination													
	Disseminate findings to stakeholders													4
	Incorporate feedback													4
5	Validation workshop													
	Ngora Validation Meeting													3
	Final SDGs & Agenda 2063 Report writing													4
	Presentation of the Report in Zimbabwe													6
	Incorporation of report Recommendations in to DDP3 by Ngora District													10
		Total Days												

Figure 16: Figure 1: The National SDG Coordination Framework Structure

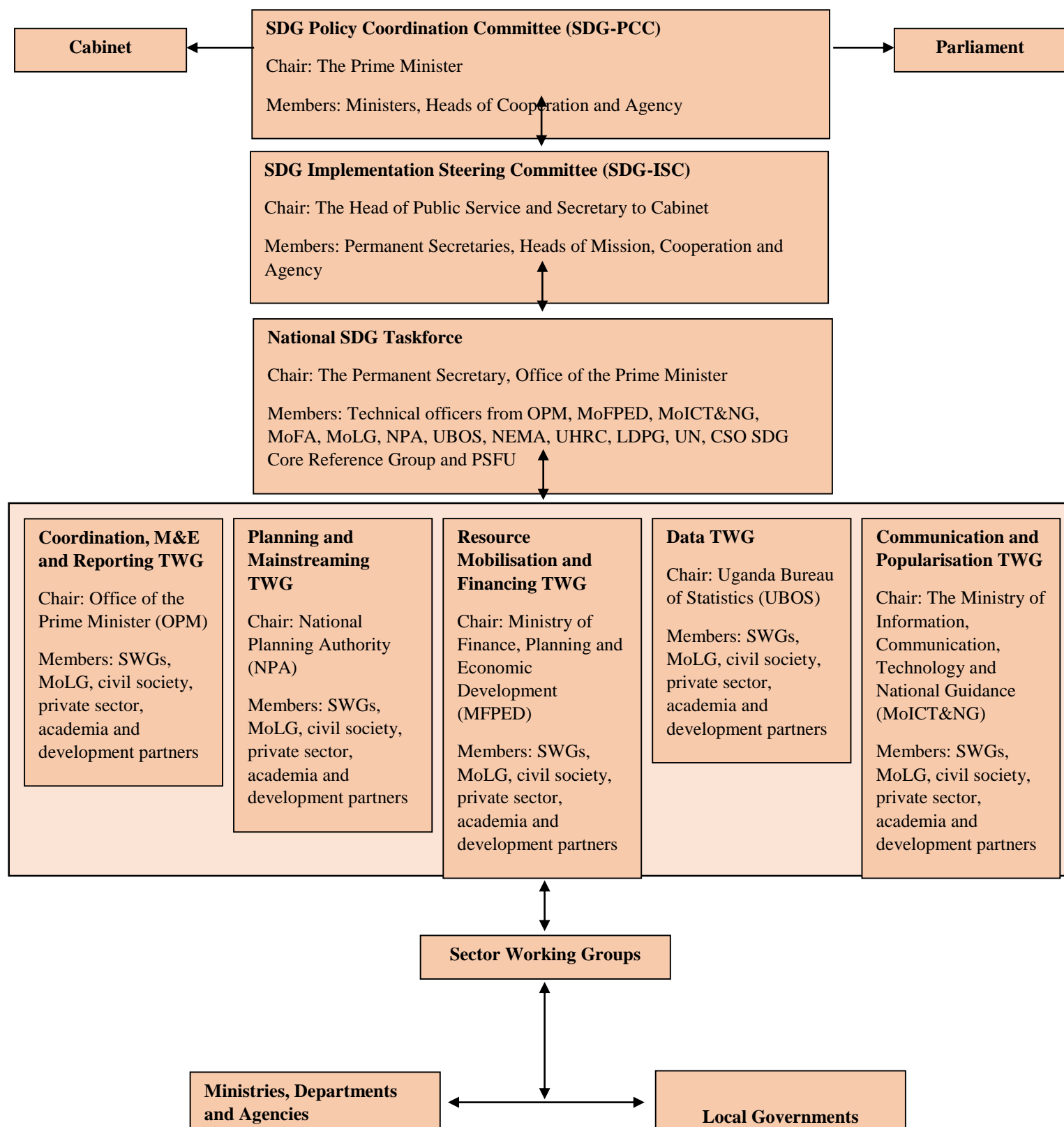


Table 5 _ SDGs Localized Indicator Framework											
Sn	Sustainable Development Goals (SDGs) targets	SDG Global Indicators	Corresponding National Indicators / NSI	Source	Available data (At national level)						Ngora District 2019 Score
					2011	2013	2015	2016	2017	National Target	
SDG ONE: END POVERTY IN ALL ITS FORMS EVERYWHERE											45.5%
1	1.2 By 2030, reduce at least by half the proportion of men, women and children of all ages living in poverty in all dimensions according to national definitions	1.2.1 Proportion of population living below the national poverty line by sex and age	Proportion of population living below the national poverty line by sex and age	UNHS		19.7%			21.4%		
2	1.4 By 2030, ensure that all men and women, in particular the poor and the vulnerable, have equal rights to economic resources, as well as access to basic services, ownership and control over land and other forms of property, inheritance, natural resources, appropriate new technology and financial	1.4.2 Proportion of total adult population with secure tenure rights to land, with legally recognized documentation and who perceive their rights to land as secure by sex and by type of tenure	Proportion of population with titled land (by region)	Lands Information System report MULHUD		21.5%		21.7%	36%		
SDG TWO: END HUNGER, ACHIEVE FOOD SECURITY AND IMPROVED NUTRITION AND PROMOTE SUSTAINABLE AGRICULTURE											69%
3	2.2 By 2030, end all forms of malnutrition, including achieving, by 2025, the internationally agreed targets on stunting and wasting in children under 5 years of age, and address the nutritional needs of adolescent girls, pregnant and lactating women and older persons	2.2.1 Prevalence of stunting (height for age <-2 standard deviation from the median of the World Health Organization (WHO) Child Growth Standards) among children under 5 years of age	prevalence of stunting (low height for age) in children under 5 years of age	UDHS	F: 30 M: 37 T: 33			F: 26.9 M: 30.9 T: 28.9			

Table 5 _ SDGs Localized Indicator Framework

Sn	Sustainable Development Goals (SDGs) targets	SDG Global Indicators	Corresponding National Indicators / NSI	Source	Available data (At national level)						Ngora District 2019 Score
					2011	2013	2015	2016	2017	National Target	
4		2.2.2 Prevalence of malnutrition (weight for height >+2 or <-2 standard deviation from the median of the WHO Child Growth Standards) among children under 5 years of age, by type (wasting and overweight)	Prevalence of malnutrition (weight for height >+2 or <-2 standard deviation from the median of the WHO Child Growth Standards) among children under 5 years of age, by type (wasting and overweight)	UDHS				M: 8.9 F: 5.6 T: 7.3			
SDG THREE:ENSURE HEALTHY LIVES AND PROMOTE WELLBEING FOR ALL AT ALL AGES											50%
5	Target 3.1 By 2030, reduce the global maternal mortality ratio to less than 70 per 100,000 live births.	3.1.1 Maternal deaths per 100,000 live births	Maternal deaths per 100,000 live births	UDHS	438			438	336		77/100,000
		3.1.2 Proportion of births attended by skilled health personnel	Proportion of births attended by skilled health personnel	UDHS	58				74.2		
7	Target 3.2 By 2030, end preventable deaths of newborns and children under 5 years of age, with all countries aiming to reduce neonatal mortality to at least as low as 12 per 1,000 live births and under-5 mortalities to at least as low as 25 per 1,000 live births	3.2.1 Under-five mortality rate (deaths per 1,000 live births)	Under-five mortality rate (deaths per 1,000 live births)	UDHS	F:98 M:114 F:90			F:69 M:82 T: 80	F:56 M:72 T: 64		
		3.2.2 Neonatal mortality rate (deaths per 1,000 live births)	Neonatal mortality rate (deaths per 1,000 live births)	UDHS	F: 27 M: 34 T: 27			F: 48 M: 56 T: 53	F: 23 M: 31 T: 27		22/1000
8	3.6 By 2020, halve the number of global deaths and injuries from road traffic accidents	3.6.1 Death rate due to road traffic injuries	Death rate due to road traffic injuries	UDHS					F: 7 M: 46 T: 53		

Table 5 _ SDGs Localized Indicator Framework

Sn	Sustainable Development Goals (SDGs) targets	SDG Global Indicators	Corresponding National Indicators / NSI	Source	Available data (At national level)						Ngora District 2019 Score
					2011	2013	2015	2016	2017	National Target	
9	3.7 By 2030, ensure universal access to sexual and reproductive health-care services, including for family planning, information and education, and the integration of reproductive health into national strategies and programmes	3.7.1 Proportion of women of reproductive age (aged 15-49 years) who have their need for family planning satisfied with modern methods	Proportion of women of reproductive age (15-49 years) who have their need for family planning satisfied with modern methods.	UDHS	30				T: 53.9		
10	3.a Strengthen the implementation of the World Health Organization Framework Convention on Tobacco Control in all countries, as appropriate	3.a.1 Age-standardized prevalence of current tobacco use among persons aged 15 years and older	Age-standardized prevalence of current tobacco uses among persons aged 15 years and older	UDHS					F: 0.8 M: 9.4 T: 5.1		

Table 5 _ SDGs Localized Indicator Framework

Sn	Sustainable Development Goals (SDGs) targets	SDG Global Indicators	Corresponding National Indicators / NSI	Source	Available data (At national level)						Ngora District 2019 Score
					2011	2013	2015	2016	2017	National Target	
11	3.b Support the research and development of vaccines and medicines for the communicable and non-communicable diseases that primarily affect developing countries, provide access to affordable essential medicines and vaccines, in accordance with the Doha Declaration on the TRIPS Agreement and Public Health, which affirms the right of developing countries to use to the full the provisions in the Agreement on Trade-Related Aspects of Intellectual Property Rights regarding flexibilities to protect public health, and, in particular, provide access to medicines for all	3.b.1 Proportion of the population with access to affordable medicines and vaccines on a sustainable basis	Proportion of the population with access to affordable medicines and vaccines on a sustainable basis	UDHS					F: 35 M:36.5 T: 35.8		
SDG FOUR:“ENSURE INCLUSIVE AND EQUITABLE QUALITY EDUCATION AND PROMOTE LIFELONG LEARNING OPPORTUNITIES FOR ALL”											55%
12	4.2 By 2030, ensure that all girls and boys have access to quality early childhood development, care and pre-primary education so that they are ready for primary education	4.2.1 Proportion of children under 5 years of age who are developmentally on track in health, learning and psychosocial well-being, by sex	Proportion of children under 5 years of age who are developmentally on track in health, learning and psychosocial wellbeing by sex	UDHS				F: 64.6 M: 62 T: 63.3			

Table 5 _ SDGs Localized Indicator Framework											
Sn	Sustainable Development Goals (SDGs) targets	SDG Global Indicators	Corresponding National Indicators / NSI	Source	Available data (At national level)						Ngora District 2019 Score
					2011	2013	2015	2016	2017	National Target	
<i>SDG FIVE “ACHIEVE GENDER EQUALITY AND EMPOWER ALL WOMEN AND GIRLS”</i>											

13	5.2 Eliminate all forms of violence against all women and girls in the public and private spheres, including trafficking and sexual and other types of exploitation	5.2.1 Proportion of ever-partnered women and girls aged 15 years and older subjected to physical, sexual or psychological violence by a current or former intimate partner in the previous 12 months, by form of violence and by age	Proportion of ever-partnered women and girls aged 15 years and older subjected to physical, sexual or psychological violence by a current or former intimate partner in the previous 12 months, by form of violence and by age	UDHS	F:15.4 M:2.9	39.6 By Types P.V:22.5 S.V:16.6 P.V: 29.3 Teso: 39.2						48%
----	---	--	--	------	-----------------	---	--	--	--	--	--	------------

Table 5 _ SDGs Localized Indicator Framework

Sn	Sustainable Development Goals (SDGs) targets	SDG Global Indicators	Corresponding National Indicators / NSI	Source	Available data (At national level)						Ngora District 2019 Score
					2011	2013	2015	2016	2017	National Target	
14	5.3 Eliminate all harmful practices, such as child, early and forced marriage and female genital mutilation	5.3.1 Proportion of women aged 20-24 years who were married or in a union before age 15 and before age 18	Proportion of women aged 20-24 years who were married or in a union before age 15	UDHS		7.3					
			Proportion of women aged 20-24 years who were married or in a union before age 18	UDHS		34					
		5.3.2 Proportion of girls and women aged 15-49 years who have undergone female genital mutilation/cutting, by age	Proportion of girls and women aged 15-49 years who have undergone female genital mutilation/cutting, by age	UDHS	1.4%	0.3%					
15	5.6 Ensure universal access to sexual and reproductive health and reproductive rights as agreed in accordance with the Programme of Action of the International Conference on Population and Development and the Beijing Platform for Action and the outcome documents of their review conferences	5.6.1 Proportion of women aged 15-49 years who make their own informed decisions regarding sexual relations, contraceptive use and reproductive health care	Proportion of women aged 15-49 years who make their own informed decisions regarding sexual relations, contraceptive use and	UDHS	60			58.5			
16	5.a Undertake reforms to give women equal rights to economic resources, as well as access to ownership and control over land and other forms of property, financial services, inheritance and	5.a.1 (a) Proportion of total agricultural population with ownership or secure rights over agricultural land, by sex; and (b) share of women among	Proportion of total agricultural population with ownership or secure rights over agricultural land, by sex	AAS						Men: 49% Women: 32% Uganda: 40%	

Table 5 _ SDGs Localized Indicator Framework											
Sn	Sustainable Development Goals (SDGs) targets	SDG Global Indicators	Corresponding National Indicators / NSI	Source	Available data (At national level)						Ngora District 2019 Score
					2011	2013	2015	2016	2017	National Target	
	natural resources, in accordance with national laws	owners or rights-bearers of agricultural land, by type of tenure	share of women among owners or rights-bearers of agricultural land, by type of tenure							All Tenure: 40% Freehold: 40% Mailo: 35%	
17	5.b Enhance the use of enabling technology, in particular information and communications technology, to promote the empowerment of women	5.b.1 Proportion of individuals who own a mobile telephone, by sex	Proportion of individuals who own a mobile telephone, by sex	UDHS		F:45.5 M:65.8 T:55.7					
SDG SIX: ENSURE AVAILABILITY AND SUSTAINABLE MANAGEMENT OF WATER AND SANITATION FOR ALL											88%
18	6.1 By 2030, achieve universal and equitable access to safe and affordable drinking water for all	6.1.1 Proportion of population using safely managed drinking water services	Proportion of Households with access to safe drinking water source	UDHS				F: 74.2 M: 90.8 T: 77.9			
19	6.2 By 2030, achieve access to adequate and equitable sanitation and hygiene for all and end open defecation, paying special attention to the needs of women and girls and those in vulnerable situations	6.2.1 Proportion of population using safely managed sanitation services, including a hand-washing facility with soap and water	Proportion of population using safely managed sanitation services, including a	UDHS				F: 17.7 M: 31.7 T: 20.8			
SDG SEVEN: ENSURE ACCESS TO AFFORDABLE, RELIABLE, SUSTAINABLE AND MODERN ENERGY FOR ALL											
20	7.1 By 2030, ensure universal access to affordable, reliable and	7.1.1: Proportion of population with access to electricity	Proportion of population with access to electricity	UDHS		F:18 M: 57.5 T: 26.7					

Table 5 _ SDGs Localized Indicator Framework											
Sn	Sustainable Development Goals (SDGs) targets	SDG Global Indicators	Corresponding National Indicators / NSI	Source	Available data (At national level)						Ngora District 2019 Score
					2011	2013	2015	2016	2017	National Target	
	modern energy services	7.1.2: Proportion of population with primary reliance on clean fuels and technology	Proportion of population with primary reliance on clean fuels and technology	UDHS		F: 0.2 M: 2.1 T: 0.6					
21	7.3 By 2030, double the global rate of improvement in energy efficiency	7.3.1: Energy intensity measured in terms of primary energy and GDP	Energy intensity measured in terms of primary energy and GDP	National Energy Balance, MEMD					0.237		
SDG EIGH: PROMOTE SUSTAINED, INCLUSIVE AND SUSTAINABLE ECONOMIC GROWTH, FULL AND PRODUCTIVE EMPLOYMENT AND DECENT WORK FOR ALL											
22	8.1 Sustain per capita economic growth in accordance with national circumstances and, in particular, at least 7 per cent gross domestic product growth per annum in the least developed countries	8.1.1 Annual growth rate of real GDP per capita	GDP Growth Rate per capita, PPP	National Accounts Statistics, UBOS		5.2		4.8	3.9		
23	8.3 Promote development-oriented policies that support productive activities, decent job creation, entrepreneurship, creativity and innovation, and encourage the formalization and growth of micro-, small- and medium-sized enterprises, including through access to financial services	8.3.1 Proportion of informal employment in non-agriculture employment, by sex	Proportion of informal employment in non-agriculture employment, by sex	NLFS				Total: 84.9% Female: 85.6% Male: 84.5%			

Sn	Sustainable Development Goals (SDGs) targets	SDG Global Indicators	Corresponding National Indicators / NSI	Source	Available data (At national level)						Ngora District 2019 Score
					2011	2013	2015	2016	2017	National Target	
24	8.5 By 2030, achieve full and productive employment and decent work for all women and men, including for young people and persons with disabilities, and equal pay for work of equal value	8.5.2 Unemployment rate, by sex, age and persons with disabilities	Unemployment rate, by sex,	NLFS		33.8		Total: 9.7% Female: 11.4% Male: 8.2% Disability Total: 9.0 Female: 9.5 Male: 8.6			
25	8.6 By 2020, substantially reduce the proportion of youth not in employment, education or training	8.6.1 Proportion of youth (aged 15-24 years) not in education, employment or training	Percentage of youth (18-30) not in education, employment or training (NEET).	NLFS				Total: 40.7% Female: 27.2%			
26	8.7 Take immediate and effective measures to eradicate forced labour, end modern slavery and human trafficking and secure the prohibition and elimination of the worst forms of child labour, including recruitment and use of child soldiers, and by 2025 end child labour in all its forms	8.7.1 Proportion and number of children aged 5-17 years engaged in child labour, by sex and age	Percentage and number of children aged 5-17 years engaged in child labour, per sex and age group (disaggregated by the worst forms of child labour)	NLFS				Total: 15.1% Female: 13.5% Male: 16.8%			

Table 5 _ SDGs Localized Indicator Framework											
Sn	Sustainable Development Goals (SDGs) targets	SDG Global Indicators	Corresponding National Indicators / NSI	Source	Available data (At national level)						Ngora District 2019 Score
					2011	2013	2015	2016	2017	National Target	
27	8.10 Strengthen the capacity of domestic financial institutions to encourage and expand access to banking, insurance and financial services for all	8.10.2 Proportion of adults (15 years and older) with an account at a bank or other institution or with a mobile-money-service provide	Proportion of adults (15 years and older) with an account at a bank or other financial institution or with a mobile-money-service provide	UDHS				F: 12.9 M: 21.9 T: 17.4			
SDG NINE: BUILD RESILIENT INFRASTRUCTURE, PROMOTE INCLUSIVE AND SUSTAINABLE INDUSTRIALIZATION AND FOSTER INNOVATION											20%
28	9.1 Develop quality, reliable, sustainable and resilient infrastructure, including regional and trans-border infrastructure, to support economic development and human well-being, with a focus on affordable and equitable access for all	9.1.2 Passenger and freight volumes, by mode of transport	Number of passenger by Air	Civil Aviation Authority				1,549,495	1,644,702		
			Freight volumes by Air					59,556	69,306		
29	9.2 Promote inclusive and sustainable industrialization and, by 2030, significantly raise industry’s share of employment and gross domestic product, in line with national circumstances, and double its share in least developed countries	9.2.1 Manufacturing value added as a proportion of GDP and per capita	Manufacturing Value Added in share of total value added	National Accounts statistics , UBOS		8.1		8.6	8.3		
		9.2.2 Manufacturing employment as a proportion of total employment	Manufacturing employment, in percent to total employment	NLFS		Total: 9.4 Female: 8.1 Male: 10.2					
SDG TEN:REDUCE INEQUALITY WITHIN AND AMONG COUNTRIES											
SDG ELEVEN: MAKE CITIES AND HUMAN SETTLEMENTS INCLUSIVE, SAFE, RESILIENT AND SUSTAINABLE											-
SDG TWELVE: ENSURE SUSTAINABLE CONSUMPTION AND PRODUCTION PATTERNS											
SDG THIRTEEN: TAKE URGENT ACTION TO COMBAT CLIMATE CHANGE AND ITS IMPACTS											79%
SDG FOURTEEN: CONSERVE AND SUSTAINABLY USE THE OCEANS, SEAS AND MARINE RESOURCES FOR SUSTAINABLE DEVELOPMENT											-

Table 5 _ SDGs Localized Indicator Framework											
Sn	Sustainable Development Goals (SDGs) targets	SDG Global Indicators	Corresponding National Indicators / NSI	Source	Available data (At national level)						Ngora District 2019 Score
					2011	2013	2015	2016	2017	National Target	
SDG FIFTEEN:PROTECT, RESTORE AND PROMOTE SUSTAINABLE USE OF TERRESTRIAL ECOSYSTEMS, SUSTAINABLY MANAGE FORESTS, COMBAT DESERTIFICATION, AND HALT / REVERSE LAND DEGRADATION AND HALT BIODIVERSITY											
30	15.1 By 2020, ensure the conservation, restoration and sustainable use of terrestrial and inland freshwater ecosystems and their services, in particular forests, wetlands, mountains and drylands, in line with obligations under international agreements	15.1.1 Forest area as a proportion of total land area	Forest area as a proportion of total land area	NFA				11	9.5		
SDG SIXTEEN: PROMOTE PEACEFUL AND INCLUSIVE SOCIETIES FOR SUSTAINABLE DEVELOPMENT, PROVIDE ACCESS TO JUSTICE FOR ALL AND BUILD EFFECTIVE, ACCOUNTABLE AND INCLUSIVE INSTITUTIONS AT ALL LEVELS											50%
31	16.1 Significantly reduce all forms of violence and related death rates everywhere	16.1.4 Proportion of population that feel safe walking alone around the area they live	Proportion of the population that feel safe walking alone during the day around their area	NGPSS				National:61% Women: 55% Men: 65%			
32	16.2 End abuse, exploitation, trafficking and all forms of violence against and torture of children	16.2.1 Proportion of children aged 1-17 years who experienced any physical punishment and/or psychological aggression by caregivers in the past month	Percentage of children aged 1-17 years who experienced any physical punishment and violent disciplinary measures, in the past 12 months	UDHS				F: 84.6 M: 85.2 T: 84.9			

Table 5 _ SDGs Localized Indicator Framework

Sn	Sustainable Development Goals (SDGs) targets	SDG Global Indicators	Corresponding National Indicators / NSI	Source	Available data (At national level)						Ngora District 2019 Score
					2011	2013	2015	2016	2017	National Target	
33	16.3 Promote the rule of law at the national and international levels and ensure equal access to justice for all	16.3.1 Proportion of victims of violence in the previous 12 months who reported their victimization to competent authorities or other officially recognized conflict resolution mechanisms	Proportion of victims of violence in the previous 12 months who reported their victimization to competent authorities or other officially recognized conflict resolution mechanisms Based on victims of theft only	NGPSS					National: 48% Women: 52% Men: 44%		
34	16.5 Substantially reduce corruption and bribery in all their forms	16.5.1 Proportion of persons who had at least one contact with a public official and who paid a bribe to a public official, or were asked for a bribe by those public officials, during the previous 12 months	Proportion of persons who had at least one contact with a public official and who paid a bribe to a public official, or were asked for a bribe by those public officials, during the previous 12 months Bribery happens most	NGPSS					National: 16% Women: 13% Men: 21%		
35	16.6 Develop effective, accountable and transparent institutions at all levels	16.6.2 Proportion of the population satisfied with their last experience of public services	Proportion of the population satisfied with their last experience of public services GPS-SHaSA question used as proxy: How well do you think your local council is handling the following: Delivering local services	NGPSS					National: 66% Women: 67% Men: 65%		

Table 5 _ SDGs Localized Indicator Framework											
Sn	Sustainable Development Goals (SDGs) targets	SDG Global Indicators	Corresponding National Indicators / NSI	Source	Available data (At national level)						Ngara District 2019 Score
					2011	2013	2015	2016	2017	National Target	
36	16.7 Ensure responsive, inclusive, participatory and representative decision-making at all levels	16.7.2 Proportion of population who believe decision-making is inclusive and responsive, by sex, age, disability and population group	Proportion of population who believe decision-making is inclusive and responsive, by sex, age, disability and population group	NGPSS					National: 29% Women: 30% Men: 28%		
37	16.9 By 2030, provide legal identity for all, including birth registration	16.9.1 Proportion of children under 5 years of age whose births have been registered with a civil authority, by age	Proportion of children under 5 years of age whose births have been registered with a civil authority, by age	UDHS	F:18 M:17.3 T: 17.7			F:32.2 M:32.2 T:32.2			
38	16.b Promote and enforce non-discriminatory laws and policies for sustainable development	16.b.1 Proportion of population reporting having personally felt discriminated against or harassed in the previous 12 months on the basis of a ground of discrimination prohibited under international human rights law	Proportion of population reporting having personally felt discriminated against or harassed in the previous 12 months on the basis of a ground of discrimination prohibited under international human rights law	NGPSS					National: 35% Women: 32% Men: 39%		
SDG SEVENTEEN:STRENGTHEN THE MEANS OF IMPLEMENTATION AND REVITALIZE THE GLOBAL PARTNERSHIP FOR SUSTAINABLE DEVELOPMENT”											60%

Table 5 _ SDGs Localized Indicator Framework											
Sn	Sustainable Development Goals (SDGs) targets	SDG Global Indicators	Corresponding National Indicators / NSI	Source	Available data (At national level)						Ngora District 2019 Score
					2011	2013	2015	2016	2017	National Target	
39	17.8 Fully operationalize the technology bank and science, technology and innovation capacity-building mechanism for least developed countries by 2017 and enhance the use of enabling technology, in particular information and communications technology	17.8.1 Proportion of individuals using the Internet	Proportion of individuals using the Internet	UDHS				F: 8.6 M: 22.5 T: 15.6			